




























EUROPEAN CHAMPIONSHIPS
28- 29 July 2010

Decathlon

28-29 July

1	Romain Barras	 FRA	1.8.80	8453	PB	11.09/-0.6	7.24/1.5	15.15	2.04	48.33	14.22/-0.6	44.51	5.05	65.77	4:28.43
2	Eelco Sintnicolaas	 NED	7.4.87	8436	PB	10.71/-0.6	7.54/0.5	13.12	1.95	47.88	14.33/-0.6	42.43	5.45	62.57	4:30.31
3	Andrei Krauchanka	 BLR	4.1.86	8370	SB	11.26/0.8	7.76/-0.9	14.32	2.10	49.01	14.21/-0.6	45.48	5.05	58.05	4:36.66
4	Mikk Pahapill	 EST	18.7.83	8298	PB	11.18/0.8	7.67/1.8	14.93	2.07	50.13	14.38/-0.6	46.79	4.95	59.23	4:38.99
5	Hans Van Alphen	 BEL	12.1.82	8072	PB	11.20/0.8	7.26/0.0	15.08	1.89	49.44	14.89/-0.2	47.67	4.75	58.47	4:21.06
6	Darius Draudvila	 LTU	29.3.83	8032	PB	10.71/-0.6	7.52/1.9	15.08	2.04	48.43	14.29/-0.2	44.53	4.55	52.59	5:02.17
7	Aleksey Drozdov	 RUS	3.12.83	8029		11.16/0.8	7.35/-0.2	15.89	2.07	50.88	15.63/-0.2	44.39	4.85	60.74	4:40.46
8	Eduard Mikhan	 BLR	7.6.89	7999		10.84/-0.6	7.47/0.5	13.34	1.92	48.09	14.37/-0.6	45.04	4.65	53.39	4:34.90
9	Igor Šarčević	 SRB	25.8.84	7995	PB	10.98/0.1	7.36/-0.1	13.96	2.01	49.64	14.23/-0.6	39.69	5.05	55.23	4:42.41
10	Andres Raja	 EST	2.6.82	7991		11.00/-0.6	7.38/-1.7	13.90	2.04	49.12	14.20/-0.6	39.64	4.55	59.34	4:37.13
11	Ingmar Vos	 NED	28.5.86	7981	SB	10.95/-0.6	7.56/0.6	14.06	2.01	50.64	14.63/-0.2	41.76	4.55	61.66	4:37.50
12	Nadir El Fassi	 FRA	23.9.83	7906		11.16/0.8	7.42/0.0	13.79	1.89	50.20	14.65/-0.2	41.53	4.95	52.68	4:17.25
13	Vasiliy Kharlamov	 RUS	8.1.86	7844		11.39/0.1	7.28/-1.8	14.67	1.92	49.38	14.95/0.6	46.74	4.65	57.94	4:40.96
14	Roland Schwarzl	 AUT	10.12.80	7731		11.23/0.1	7.68/-2.4	14.16	1.86	50.16	14.70/-0.6	44.22	5.05	49.86	4:58.69
15	Lars Vikan Rise	 NOR	23.11.88	7714	SB	11.46/0.1	7.03/0.7	15.46	1.95	50.47	15.66/0.6	38.03	4.45	71.71	4:36.04
16	Florian Geffrouais	 FRA	5.12.88	7706		11.09/0.1	6.88w/2.1	11.26	1.86	49.15	14.97/0.6	42.28	4.75	63.76	4:22.88










17	Daniel Almgren	 SWE	30.11.79	7663	SB
	11.14/0.8 7.29/-0.3 14.18 1.89 48.34 15.29/0.6 37.51 4.35 53.95 4:18.64				
18	Marcin Drózdź	 POL	21.3.83	7637	
	11.31/0.1 6.85/1.0 14.02 2.04 51.26 15.18/0.6 45.54 4.85 58.79 5:01.97				
19	Atis Vaisjūns	 LAT	27.9.82	7524	SB
	11.55/0.1 6.90/0.7 14.76 1.98 51.86 15.17/0.6 45.46 4.75 59.23 5:04.22				
20	Mikko Halvari	 FIN	4.3.83	7483	
	10.98/0.8 7.19/1.5 14.53 1.89 49.79 15.26/-0.2 52.06 4.25 50.38 5:18.86				
21	Agustín Félix	 ESP	14.3.79	7462	SB
	11.41/0.1 7.21/1.0 13.42 1.92 52.29 15.09/0.6 41.93 4.95 57.68 5:01.61				
13	Mihail Dudaš	 SRB	15.11.89	DNF	
	10.82/-0.6 7.46/0.7 13.53 2.01 47.92 15.06/0.6 41.90 4.35				
	Yevhen Nikitin	 UKR	9.1.85	DNF	
	11.17/0.8 6.75/0.9 13.98				
	Oleksiy Kasyanov	 UKR	26.8.85	DNF	
	10.60/-0.6 7.88/-0.7 14.27 2.04 49.41				
	Nicklas Wiberg	 SWE	16.4.85	DNF	
	11.19/0.1 7.29w/2.1 14.86 2.04 48.74				
	Simon Walter	 SUI	13.3.85	DNF	
	11.25/0.8 7.05/2.0 12.99 2.01 49.19 15.27/-0.2 39.86				
	Mikk-Mihkel Arro	 EST	28.3.84	DNF	
	11.19/-0.6 7.21w/2.5 13.79 1.86 51.58 14.91/-0.2 39.00 NM				

EUROPEAN CHAMPIONSHIPS
30- 31 July 2010

Heptathlon

30-31 July

1	Jessica Ennis	 GBR	28.1.86	6823	PB				
			12.95/-1.0	1.89	14.05	23.21	6.43/-0.3	46.71	2:10.18
2	Nataliya Dobrynska	 UKR	29.5.82	6778	PB				
			13.59/-1.6	1.86	15.88	24.23	6.56/-0.2	49.25	2:12.06
3	Jennifer Oeser	 GER	29.11.83	6683	PB				
			13.37/-1.0	1.83	13.82	24.07	6.68/-0.3	49.17	2:12.28
4	Tatyana Chernova	 RUS	29.1.88	6512					
			13.73/-1.0	1.83	13.82	24.15	6.42/-0.3	50.22	2:15.45
5	Karolina Tyمیńska	 POL	4.10.84	6230	SB				
			13.54/0.2	1.74	14.08	23.77	6.11/-0.3	35.43	2:06.43
6	Lyudmyla Yosypenko	 UKR	24.9.84	6206					
			13.94/0.2	1.86	12.98	24.63	6.14/-0.3	46.92	2:19.97
7	Eliška Klučinová	 CZE	14.4.88	6187					
			14.42/-1.6	1.80	14.05	25.09	6.30/-0.2	44.07	2:12.82
8	Marina Goncharova	 RUS	26.4.86	6186	SB				
			14.04/0.2	1.83	13.12	25.61	6.06/-0.2	49.47	2:13.66
9	Maren Schwerdtner	 GER	3.10.85	6167	PB				
			13.63/-1.0	1.74	13.56	24.37	6.34/-0.2	45.27	2:21.86
10	Jessica Samuelsson	 SWE	14.3.85	6146	PB				
			14.28/-1.6	1.74	14.29	24.53	6.26/-0.3	38.61	2:08.25
11	Claudia Rath	 GER	25.4.86	6107	PB				
			13.96/0.2	1.80	12.41	24.55	6.44/-0.3	39.13	2:15.24
12	Sara Aerts	 BEL	25.1.84	6084	PB				
			13.38/-1.0	1.74	13.13	24.62	6.17/-0.3	40.30	2:15.90
13	Yana Panteleyeva	 RUS	16.6.88	6059					
			14.29/0.2	1.80	13.85	25.34	6.23/-0.3	41.67	2:15.69
14	Ida Marcussen	 NOR	1.11.87	6029	SB				
			14.56/-1.6	1.74	12.77	25.20	6.30/-0.2	45.44	2:12.46
15	Sofía Ifadídou	 GRE	5.1.85	6004	PB				
			13.60/0.2	1.71	12.59	25.58	5.89/-0.2	52.52	2:18.64
16	Linda Züblin	 SUI	21.3.86	5912					
			13.92/-1.0	1.62	13.05	25.06	5.99/-0.3	49.36	2:17.54

17	Kateřina Cachov	 CZE	26.2.90	5911	PB
			13.96/-1.0	1.77	11.25 24.76 6.12/-0.2 42.22 2:16.79
18	Yana Maksimava	 BLR	9.1.89	5838	
			14.40/-1.6	1.83	13.10 26.03 5.61/-0.3 41.29 2:11.29
19	Grit řadeiko	 EST	29.7.89	5761	
			13.84/0.2	1.71	10.78 24.99 6.10/-0.3 45.27 2:23.64
	Brbara Hernando	 ESP	12.8.88	DNF	
			13.69/0.2	1.68	12.05 25.98/-0.3 5.67/0.3 35.84
	Antoinette Nana Djimou Ida	FRA	2.8.85	DNF	
			13.40/-1.0	1.71	13.67 24.97/-0.2 5.45/0.6
	Aryir Stratki	 GRE	3.8.75	DNF	
			14.03/0.2	1.71	13.20 25.43/-0.2 5.82/1.9 41.88
	Helga Margrt Thorsteinsdttir	 ISL	15.11.91	DNF	
			14.95/-1.6	1.65	12.74
	Jolanda Keizer	 NED	5.4.85	DNF	
			DNF	1.74	14.97
	Nadja Casadei	 SWE	3.4.83	DNF	
			14.43/-1.6		
	Hanna Melnychenko	 UKR	24.4.83	DNF	
			13.84/-1.0	1.86	13.28 24.83/-0.3 NM 37.87