

European Cup Combined Events 2nd League

[26-06-2010 / 27-06-2010]

Tel-Aviv  ISR

Decathlon

Standings after Event 10

















27 June 2010






Legend

P = Points

M = Mark

W = Wind m/s

Pos	Athlete Country	Points		100 Metres	Long Jump	Shot Put	High Jump	400 Metres	110 Metres Hurdles	Discus Throw	Pole Vault	Javelin Throw	1500 Metres
1	<u>Igor Šarcevic</u>  SRB	7921	P	819	940	742	758	807	874	709	941	699	632
			M	11.19	7.52	14.22	1.95	50.16	14.80	42.20	5.10	57.39	4:47.72
			W	-0.3	+3.4				-0.5				
2	<u>Tiago Marto</u>  POR	7624	P	832	896	635	785	762	882	662	731	717	722
			M	11.13	7.34	12.47	1.98	51.15	14.73	39.87	4.40	58.60	4:33.53
			W	-0.3	+1.3				-0.5				
3	<u>Thomas van der Plaetsen</u>  BEL	7564	P	801	952	602	840	799	847	589	849	684	601
			M	11.27	7.57	11.92	2.04	50.33	15.02	36.24	4.80	56.42	4:52.87
			W	+0.0	+1.6				-0.9				
4	<u>Cedric Nolf</u>  BEL	7370	P	850	809	673	705	818	822	664	673	791	565
			M	11.05	6.98	13.10	1.89	49.92	15.23	39.96	4.20	63.50	4:59.08
			W	+0.0	+0.0				-0.9				
5	<u>Andréas Tsoúkalis</u>  GRE	7295	P	810	788	696	705	790	841	620	731	609	705
			M	11.23	6.89	13.47	1.89	50.54	15.07	37.80	4.40	51.37	4:36.05
			W	+0.0	+0.4				-0.9				
6	<u>Christian Lauge Laugesen</u>  DEN	7257	P	799	809	638	813	810	864	577	617	554	776
			M	11.28	6.98	12.52	2.01	50.11	14.88	35.68	4.00	47.63	4:25.20
			W	+2.1	+0.8				+1.0				
7	<u>Bruno Carton- Delcourt</u>  BEL	7242	P	728	792	614	705	755	776	687	819	640	726
			M	11.62	6.91	12.13	1.89	51.32	15.62	41.08	4.70	53.48	4:32.90
			W	-0.3	+2.7				-0.5				
8	<u>Jérémy Solot</u>  BEL	7195	P	825	709	662	758	757	864	696	790	567	567
			M	11.16	6.55	12.91	1.95	51.26	14.88	41.56	4.60	48.57	4:58.71
			W	+0.0	-0.2				-0.9				
9	<u>Konstadínos Karamousalís</u>  GRE	7160	P	705	716	744	731	747	811	633	819	578	676
			M	11.73	6.58	14.26	1.92	51.50	15.32	38.44	4.70	49.31	4:40.73
			W	-0.3	+0.4				-0.9				
10	<u>Anatoliy Minenko</u>  ISR	7046	P	899	898	638	653	837	777	613	482	546	703
			M	10.83	7.35	12.52	1.83	49.51	15.61	37.45	3.50	47.13	4:36.45
			W	+0.0	+1.5				-0.9				
11	<u>Ove Lindekleiv</u>  NOR	6827	P	806	750	769	758	834	726	668	509	633	374
			M	11.25	6.73	14.67	1.95	49.58	16.06	40.19	3.60	52.98	5:35.13
			W	+2.1	-2.5				-0.5				
12	<u>Gert Skals</u>  DEN	6806	P	825	713	668	602	761	689	603	702	645	598
			M	11.16	6.57	13.01	1.77	51.19	16.39	36.98	4.30	53.77	4:53.51
			W	+2.1	+1.9				+1.0				
13	<u>Martin Roe</u>  NOR	6747	P	780	811	667	627	715	593	630	617	744	563
			M	11.37	6.99	13.00	1.80	52.22	17.30	38.30	4.00	60.43	4:59.37
			W	-0.3	+0.7				+1.0				
14	<u>Roslan Chemed</u>  ISR	6700	P	711	652	597	627	742	716	700	731	646	578
			M	11.70	6.30	11.84	1.80	51.60	16.15	41.72	4.40	53.89	4:56.91
			W	+0.0	-0.8				-0.5				
15	<u>Pedro Santos</u>  POR	6681	P	786	804	486	653	784	829	505	590	537	707
			M	11.34	6.96	10.01	1.83	50.67	15.17	32.04	3.90	46.50	4:35.83
			W	+2.1	+1.7				+1.0				
16	<u>Kiriákos Pilídis</u>  GRE	6615	P	778	826	622	731	721	679	536	702	546	474
			M	11.38	7.05	12.26	1.92	52.08	16.49	33.63	4.30	47.11	5:15.47
			W	+0.0	-0.1				-0.9				

17	<u>Konstantin Krinitzky</u>  ISR	6556	P	791	769	586	840	614	689	549	673	507	538
			M	11.32	6.81	11.66	2.04	54.62	16.39	34.25	4.20	44.46	5:03.83
			W	+0.0	+1.5				-0.9				
18	<u>Kristaps Locs</u>  LAT	6465	P	808	729	618	705	693	763	398	731	453	567
			M	11.24	6.64	12.19	1.89	52.74	15.73	26.58	4.40	40.72	4:58.81
			W	+2.1	+1.0				+1.0				
19	<u>Christos Christoforou</u>  CYP	6157	P	653	655	528	653	709	672	508	673	436	670
			M	11.99	6.31	10.71	1.83	52.37	16.55	32.23	4.20	39.60	4:41.72
			W	-0.3	+1.5				-0.5				
20	<u>Panayiótis Mavroudákis</u>  GRE	6092	P	757	729	637	653	808	767	0	673	443	625
			M	11.48	6.64	12.51	1.83	50.14	15.70	NM	4.20	40.08	4:48.99
			W	-0.3	+1.2				-0.5				
21	<u>Savva Savvas</u>  CYP	5464	P	755	767	648	705	691	659	244	0	507	488
			M	11.49	6.80	12.68	1.89	52.79	16.67	18.51	NM	44.44	5:12.84
			W	+2.1	+0.0				+1.0				

European Cup Combined Events 2nd League



[26-06-2010 / 27-06-2010]

Tel-Aviv  ISR

Heptathlon

Standings after Event 7

Pos	Athlete Country	27 June 2010		Legend			P = Points	M = Mark	W = Wind m/s	
		Points		100 Metres Hurdles	High Jump	Shot Put	200 Metres	Long Jump	Javelin Throw	800 Metres
1	<u>Niina Kelo</u>  FIN	P		966	806	839	777	780	865	784
		M		14.09	1.66	14.68	26.23	5.77	50.23	2:22.91
		W		+1.2			+1.4	+2.0		
2	<u>Helga Margrét Thorsteinsdóttir</u>  ISL	P		921	806	729	825	706	875	895
		M		14.41	1.66	13.03	25.68	5.52	50.77	2:14.84
		W		+1.6			+0.3			
3	<u>Laura Ikauniece</u>  LAT	P		890	916	560	827	825	783	755
		M		14.64	1.75	10.47	25.66	5.92	46.03	2:25.13
		W		+0.3			+0.3			
4	<u>Lene Secher Myrmet</u>  NOR	P		1004	806	596	820	874	619	792
		M		13.82	1.66	11.02	25.74	6.08	37.47	2:22.32
		W		+1.2			+1.4	+0.5		
5	<u>Maiju Mattila</u>  FIN	P		902	916	654	802	816	730	605
		M		14.55	1.75	11.89	25.94	5.89	43.26	2:37.21
		W		+1.2			+1.4	+1.6		
6	<u>Miia Kurppa</u>  FIN	P		959	771	690	724	801	755	718
		M		14.14	1.63	12.43	26.85	5.84	44.57	2:28.05
		W		+1.2			+0.5	+0.2		
7	<u>Judith Nagy</u>  ROU	P		875	736	610	854	837	677	802
		M		14.75	1.60	11.22	25.36	5.96	40.52	2:21.61
		W		+1.6			+1.4	+1.4		
8	<u>Lucija Cvitanovic</u>  CRO	P		854	842	556	751	715	797	820
		M		14.91	1.69	10.41	26.54	5.55	46.75	2:20.23
		W		+0.3			+0.3			
9	<u>Jutta Heinonen</u>  FIN	P		834	806	611	741	795	719	786
		M		15.06	1.66	11.24	26.65	5.82	42.68	2:22.78
		W		+1.6			+0.5	+0.8		
10	<u>Katrine Haarklau</u>  NOR	P		907	666	651	783	660	824	776
		M		14.51	1.54	11.85	26.16	5.36	48.15	2:23.53
		W		+1.2			+1.4	+2.3		
11	<u>Marina Banovic</u>  CRO	P		954	666	585	893	665	626	848
		M		14.17	1.54	10.85	24.93	5.38	37.82	2:18.18
		W		+0.3			+0.5			
12	<u>Mihaela Gutu</u>  ROU	P		974	771	603	875	783	500	671
		M		14.03	1.63	11.12	25.13	5.78	31.21	2:31.73
		W		+1.2			+1.4	+1.1		
13	<u>Catarina Costa</u>  POR	P		860	842	470	883	668	535	905
		M		14.86	1.69	9.09	25.04	5.39	33.09	2:14.17
		W		+0.3			+0.3			
14	<u>Sveinbjörg Zophoníasdóttir</u>  ISL	P		786	806	637	735	880	577	701
		M		15.43	1.66	11.64	26.72	6.10	35.30	2:29.36
		W		+0.3			+0.3			
15	<u>Alina Popescu</u>  ROU	P		943	806	533	740	843	443	668
		M		14.25	1.66	10.06	26.67	5.98	28.20	2:31.98
		W		+1.2			+0.5	+2.0		
16	<u>Ana Maria Duicu</u>  ROU	P		827	666	688	802	686	531	771
		M		15.11	1.54	12.41	25.94	5.45	32.89	2:23.95
		W		+1.6			+0.5	+3.6		
17	<u>Frida Thorsaas</u>  NOR	P		835	701	529	791	631	569	912
		M		15.05	1.57	10.00	26.07	5.26	34.85	2:13.66
		W		+1.6			+1.4	+1.4		

18	<u>Tal Ben Artzi</u>  ISR	4804	P	847	879	422	879	671	284	822
			M	14.96	1.72	8.35	25.09	5.40	19.76	2:20.09
			W	+0.3			+0.5			
19	<u>Cecilie Sams</u>  DEN	4133	P	732	806	613	834	750	398	0
			M	15.86	1.66	11.27	25.58	5.67	25.83	DNF
			W	+1.6			+0.3			