

European Cup Combined Events Super League

[26-06-2010 / 27-06-2010]

Tallinn  EST

Decathlon

Standings after Event 10

















27 June 2010

Legend

P = Points

M = Mark

W = Wind m/s

Pos	Athlete Country	Points		100 Metres	Long Jump	Shot Put	High Jump	400 Metres	110 Metres Hurdles	Discus Throw	Pole Vault	Javelin Throw	1500 Metres
1	<u>Romain Barras</u>  FRA	8313	P	817	845	802	785	848	958	776	910	794	778
			M	11.20	7.13	15.20	1.98	49.29	14.13	45.43	5.00	63.71	4:25.03
			W	-0.1	+0.3				+2.1				
2	<u>Mikk Pahapill</u>  EST	8198	P	843	910	755	813	774	946	848	880	769	660
			M	11.08	7.40	14.44	2.01	50.89	14.22	48.91	4.90	62.05	4:43.21
			W	-0.1	+1.0				+2.1				
3	<u>Andres Raja</u>  EST	8023	P	867	918	777	785	840	995	702	819	684	636
			M	10.97	7.43	14.80	1.98	49.45	13.84	41.84	4.70	56.38	4:47.21
			W	+0.8	+0.1				+2.8				
4	<u>Eduard Mihan</u>  BLR	7742	P	872	850	706	731	862	925	692	731	596	777
			M	10.95	7.15	13.64	1.92	48.98	14.39	41.37	4.40	50.49	4:25.14
			W	+0.8	-1.4				+2.8				
5	<u>Yevhen Nikitin</u>  UKR	7724	P	854	809	759	705	828	878	709	849	621	712
			M	11.03	6.98	14.50	1.89	49.72	14.77	42.18	4.80	52.18	4:34.95
			W	-0.1	+1.6				+2.1				
6	<u>Aleksandr Tabala</u>  RUS	7718	P	711	771	737	785	679	906	810	880	695	744
			M	11.70	6.82	14.14	1.98	53.06	14.54	47.07	4.90	57.13	4:30.14
			W	+0.8	-0.2				+2.8				
7	<u>Aleksandr Kislov</u>  RUS	7652	P	701	826	808	840	726	894	676	941	552	688
			M	11.75	7.05	15.29	2.04	51.97	14.64	40.57	5.10	47.52	4:38.83
			W	-1.6	+0.2				+3.8				
8	<u>Mattias Cerlati</u>  FRA	7541	P	793	864	747	758	732	828	784	790	621	624
			M	11.31	7.21	14.30	1.95	51.84	15.18	45.81	4.60	52.20	4:49.06
			W	-1.6	+0.3				+3.8				
9	<u>Mikk-Mihkel Arro</u>  EST	7525	P	836	862	764	679	777	906	676	731	641	653
			M	11.11	7.20	14.58	1.86	50.83	14.54	40.58	4.40	53.54	4:44.32
			W	-1.6	-0.1				+3.8				
10	<u>Petter Olson</u>  SWE	7470	P	854	762	647	785	826	840	610	880	513	753
			M	11.03	6.78	12.66	1.98	49.76	15.08	37.29	4.90	44.89	4:28.67
			W	-0.1	+2.9				+2.1				
11	<u>Lassi Raunio</u>  FIN	7424	P	801	760	772	731	717	874	796	760	685	528
			M	11.27	6.77	14.71	1.92	52.18	14.80	46.40	4.50	56.46	5:05.66
			W	+0.8	+0.4				+2.8				
12	<u>Tarmo Riitmuru</u>  EST	7407	P	742	797	681	731	774	880	667	849	622	664
			M	11.55	6.93	13.22	1.92	50.89	14.75	40.14	4.80	52.25	4:42.53
			W	-2.2	+1.7				+2.0				
13	<u>Mikhail Logvinenko</u>  RUS	7372	P	767	764	684	679	875	929	681	760	446	787
			M	11.43	6.79	13.28	1.86	48.71	14.36	40.80	4.50	40.25	4:23.62
			W	-2.2	-1.5				+2.0				
14	<u>Marcus Nilsson</u>  SWE	7318	P	701	755	657	731	829	817	667	673	671	817
			M	11.75	6.75	12.83	1.92	49.68	15.27	40.14	4.20	55.56	4:19.20
			W	-2.2	+0.3				+2.0				
15	<u>Aliaksandr Korzun</u>  BLR	7312	P	856	790	726	705	799	884	672	673	616	591
			M	11.02	6.90	13.96	1.89	50.34	14.72	40.35	4.20	51.88	4:54.63
			W	-1.6	+1.9				+3.8				
16	<u>Mikko Halvari</u>  FIN	7301	P	838	795	755	653	737	865	855	673	639	491
			M	11.10	6.92	14.43	1.83	51.73	14.87	49.24	4.20	53.42	5:12.21
			W	-0.1	-0.3				+2.1				

European Cup Combined Events Super League

[26-06-2010 / 27-06-2010]

Tallinn  EST

Heptathlon

Standings after Event 7

















27 June 2010

Legend

P = Points

M = Mark

W = Wind m/s

Pos	Athlete Country	Points		100 Metres Hurdles	High Jump	Shot Put	200 Metres	Long Jump	Javelin Throw	800 Metres
1	<u>Hanna Melnychenko</u>  UKR	P		1018	1029	727	897	915	638	874
		M		13.72	1.84	13.00	24.89	6.21	38.46	2:16.37
		W		-0.2			+0.0	+1.0		
2	<u>Marisa De Aniceto</u>  FRA	P		977	916	666	866	862	819	904
		M		14.01	1.75	12.08	25.23	6.04	47.87	2:14.24
		W		-1.9			+2.4	+1.3		
3	<u>Aleksandra Butvina</u>  RUS	P		910	916	767	942	865	636	954
		M		14.49	1.75	13.60	24.41	6.05	38.39	2:10.74
		W		-0.2			+0.0	+5.2		
4	<u>Yasmina Omrani</u>  FRA	P		998	916	668	976	874	622	925
		M		13.86	1.75	12.11	24.05	6.08	37.64	2:12.72
		W		-1.3			+3.2	+3.4		
5	<u>Karolina Tyminska</u>  POL	P		977	842	798	953	883	515	970
		M		14.01	1.69	14.06	24.29	6.11	32.00	2:09.61
		W		-0.2			+0.0	+4.7		
6	<u>Eliška Klucinová</u>  CZE	P		935	916	719	862	856	764	868
		M		14.31	1.75	12.88	25.27	6.02	45.04	2:16.73
		W		-0.2			+1.3	+0.6		
7	<u>Katerina Cachová</u>  CZE	P		1000	953	587	901	890	710	867
		M		13.85	1.78	10.88	24.85	6.13	42.20	2:16.81
		W		-1.3			+3.2	+2.7		
8	<u>Grit Šadeiko</u>  EST	P		970	842	616	930	902	771	779
		M		14.06	1.69	11.31	24.53	6.17	45.40	2:23.28
		W		-0.2			+0.0	+2.0		
9	<u>Grace Clements</u>  GBR	P		918	842	669	826	859	728	913
		M		14.43	1.69	12.12	25.67	6.03	43.15	2:13.60
		W		-1.3			+3.2	+4.9		
10	<u>Mari Klaup</u>  EST	P		914	991	618	815	874	757	770
		M		14.46	1.81	11.34	25.80	6.08	44.68	2:24.02
		W		-1.9			+2.4	+3.7		
11	<u>Phyllis Agbo</u>  GBR	P		1005	771	695	905	816	752	780
		M		13.81	1.63	12.51	24.80	5.89	44.38	2:23.23
		W		-0.2			+0.0	+3.1		
12	<u>Ellinor Rosenqvist</u>  SWE	P		867	842	623	816	899	738	907
		M		14.81	1.69	11.42	25.79	6.16	43.66	2:13.99
		W		-0.2			+0.0	+3.2		
13	<u>Veera Baranova</u>  EST	P		971	991	464	868	991	573	826
		M		14.05	1.81	9.00	25.21	6.45	35.08	2:19.81
		W		-1.3			+3.2	+2.4		
14	<u>Blandine Maisonnier</u>  FRA	P		961	916	642	859	846	582	859
		M		14.12	1.75	11.71	25.30	5.99	35.52	2:17.38
		W		-0.2			+1.3	+1.6		
15	<u>Nadezda Sergeeva</u>  RUS	P		884	842	817	767	789	711	851
		M		14.68	1.69	14.34	26.35	5.80	42.28	2:17.99
		W		-1.3			+3.2	+3.0		
16	<u>Ekaterina Bolshova</u>  RUS	P		964	991	664	860	887	492	792
		M		14.10	1.81	12.05	25.29	6.12	30.82	2:22.35
		W		-0.2			+1.3	+1.6		

17	Inna Ahkozova  UKR	5597	P	909	879	680	874	915	489	851
			M	14.50	1.72	12.29	25.14	6.21	30.67	2:17.96
			W	-1.3			+3.2	+0.2		
18	Jana Korešová  CZE	5574	P	1041	806	536	899	850	610	832
			M	13.56	1.66	10.10	24.87	6.00	37.01	2:19.35
			W	-0.2			+0.0	-0.1		
19	Iryna Ilkevych  UKR	5562	P	939	842	608	909	828	609	827
			M	14.28	1.69	11.19	24.76	5.93	36.97	2:19.74
			W	-0.2			+1.3	+2.1		
20	Alina Fyodorova  UKR	5515	P	867	879	784	822	807	587	769
			M	14.81	1.72	13.85	25.72	5.86	35.83	2:24.09
			W	-1.9			+2.4	+3.0		
21	Anne Viskov  EST	5454	P	902	842	654	824	792	669	771
			M	14.55	1.69	11.89	25.70	5.81	40.11	2:23.94
			W	-0.2			+1.3	+0.5		
22	Dominique Blaize  GBR	5411	P	956	879	660	976	877	394	669
			M	14.16	1.72	11.99	24.05	6.09	25.63	2:31.89
			W	-0.2			+1.3	+2.1		
23	Karolina Kedzia  POL	5354	P	883	842	613	799	846	616	755
			M	14.69	1.69	11.27	25.98	5.99	37.30	2:25.18
			W	-1.3			+3.2	+2.7		
24	Lucie Ondraschková  CZE	5287	P	890	806	608	846	774	581	782
			M	14.64	1.66	11.20	25.45	5.75	35.49	2:23.11
			W	-1.9			+2.4	+1.8		
25	Izabela Mikolajczyk  POL	5283	P	899	916	512	874	810	526	746
			M	14.57	1.75	9.73	25.14	5.87	32.60	2:25.83
			W	-0.2			+1.3	+3.4		
26	Zofia Blicharska  POL	5212	P	856	842	683	817	688	640	686
			M	14.89	1.69	12.33	25.78	5.46	38.58	2:30.51
			W	-1.9			+2.4	+1.1		
27	Sophie Skinner  GBR	5207	P	916	771	526	896	750	483	865
			M	14.45	1.63	9.94	24.90	5.67	30.36	2:16.99
			W	-1.9			+2.4	-1.0		
28	Josefin Svensson  SWE	5200	P	875	736	655	823	831	523	757
			M	14.75	1.60	11.91	25.71	5.94	32.47	2:24.97
			W	-0.2			+1.3	+2.6		
29	Josephine Rohr  SWE	5191	P	910	736	685	810	777	489	784
			M	14.49	1.60	12.36	25.85	5.76	30.64	2:22.97
			W	-1.3			+3.2	+1.9		
30	Lisa Linnel  SWE	5000	P	834	806	583	822	703	454	798
			M	15.06	1.66	10.82	25.72	5.51	28.80	2:21.89
			W	-1.9			+2.4	+1.0		
	Svetlana Ladokhina  RUS	DNF	P	835	666	882	0			
			M	15.05	1.54	15.32	DNF			
			W	-1.9			+2.4			
	Antoinette Nana Djimou Ida  FRA	DNF	P	1018	771					
			M	13.72	1.63					
			W	-0.2						