

36th Hypo-Meeting

[29-05-2010 / 30-05-2010]

Götzis  AUT

Decathlon

Standings after Event 10

















30 May 2010

Legend

P = Points

M = Mark

W = Wind m/s

Pos	Athlete Country	Points		100 Metres	Long Jump	Shot Put	High Jump	400 Metres	110 Metres Hurdles	Discus Throw	Pole Vault	Javelin Throw	1500 Metres
1	Bryan Clay  USA	8483	P	1011	937	813	859	830	964	867	790	831	581
			M	10.35	7.51	15.38	2.06	49.66	14.08	49.85	4.60	66.19	4:56.37
			W	+0.2	+0.4				+0.1				
2	Romain Barras  FRA	8297	P	856	845	863	803	881	925	716	910	760	738
			M	11.02	7.13	16.19	2.00	48.59	14.39	42.53	5.00	61.48	4:31.07
			W	+0.8	+0.8				-0.8				
3	Leonel Suárez  CUB	8286	P	870	898	755	859	886	936	742	760	819	761
			M	10.96	7.35	14.44	2.06	48.47	14.30	43.79	4.50	65.38	4:27.56
			W	+1.3	+1.2				+0.3				
4	Jake Arnold  USA	8253	P	852	804	800	803	848	959	798	941	772	676
			M	11.04	6.96	15.17	2.00	49.29	14.12	46.51	5.10	62.28	4:40.74
			W	+0.8	+1.8				+0.3				
5	Eelco Sintnicolaas  NED	8159	P	908	910	672	776	904	924	658	910	742	755
			M	10.79	7.40	13.07	1.97	48.10	14.40	39.70	5.00	60.30	4:28.41
			W	+0.4	+0.9				-0.3				
6	Andrei Krauchanka  BLR	8112	P	830	942	755	831	842	949	736	790	741	696
			M	11.14	7.53	14.44	2.03	49.42	14.20	43.51	4.60	60.18	4:37.57
			W	+1.3	+1.3				+0.3				
7	Mikk Pahapill  EST	8084	P	850	927	801	803	785	930	739	760	777	712
			M	11.05	7.47	15.18	2.00	50.65	14.35	43.63	4.50	62.60	4:34.95
			W	-0.6	-0.1				+0.3				
8	Pascal Behrenbruch  GER	8069	P	841	878	855	776	743	937	838	790	797	614
			M	11.09	7.27	16.06	1.97	51.58	14.29	48.43	4.60	63.90	4:50.81
			W	+1.3	+2.9				+0.1				
9	Roland Schwarzl  AUT	8032	P	810	962	761	749	804	927	766	941	628	684
			M	11.23	7.61	14.54	1.94	50.24	14.37	44.95	5.10	52.66	4:39.40
			W	+0.0	+1.0				-0.3				
10	Andres Raja  EST	8029	P	899	922	775	831	814	968	697	731	694	698
			M	10.83	7.45	14.76	2.03	50.02	14.05	41.60	4.40	57.05	4:37.28
			W	+0.4	+0.6				+0.1				
11	Mihail Dudaš  SRB	7966	P	903	967	672	803	874	805	713	760	691	778
			M	10.81	7.63	13.08	2.00	48.73	15.37	42.37	4.50	56.88	4:24.96
			W	-0.6	+1.5				-0.3				
12	Brent Newdick  NZL	7935	P	892	908	723	749	825	891	716	790	693	748
			M	10.86	7.39	13.92	1.94	49.77	14.66	42.53	4.60	57.03	4:29.54
			W	+0.8	+1.7				-0.8				
13	Hans van Alphen  BEL	7928	P	834	871	792	749	806	839	773	731	765	768
			M	11.12	7.24	15.04	1.94	50.18	15.09	45.30	4.40	61.80	4:26.51
			W	+0.0	+0.9				-0.8				
14	Dmitriy Karpov  KAZ	7894	P	867	828	865	831	769	857	856	849	592	580
			M	10.97	7.06	16.23	2.03	51.00	14.94	49.30	4.80	50.21	4:56.46
			W	+1.3	+0.6				+0.3				
15	Ingmar Vos  NED	7866	P	917	869	736	803	784	889	686	702	779	701
			M	10.75	7.23	14.12	2.00	50.67	14.68	41.06	4.30	62.74	4:36.72
			W	+1.3	-1.1				-0.3				
16	Dominik Distelberger  AUT	7604	P	945	935	583	696	946	916	493	731	654	705
			M	10.63	7.50	11.62	1.88	47.25	14.46	31.43	4.40	54.39	4:36.16
			W	+0.4	+1.6				-0.8				

36th Hypo-Meeting
[29-05-2010 / 30-05-2010]
 Götzis  AUT

Heptathlon

Standings after Event 7 30 May 2010











Legend

P = Points

M = Mark

W = Wind m/s

Pos	Athlete Country	Points		100 Metres Hurdles	High Jump	Shot Put	200 Metres	Long Jump	Javelin Throw	800 Metres
1	<u>Jessica Ennis</u>  GBR	6689	P	1141	1119	811	1048	890	733	947
			M	12.89	1.91	14.25	23.31	6.13	43.40	2:11.19
			W	-0.7			+1.0	+0.3		
2	<u>Tatyana Chernova</u>  RUS	6572	P	1055	1003	771	936	1014	886	907
			M	13.47	1.82	13.66	24.47	6.52	51.35	2:13.97
			W	-1.0			+1.0	+0.9		
3	<u>Lyudmyla Yosypenko</u>  UKR	6260	P	1011	1041	727	920	912	835	814
			M	13.77	1.85	12.99	24.64	6.20	48.69	2:20.69
			W	-1.0			+1.0	+1.0		
4	<u>Jennifer Oeser</u>  GER	6193	P	1053	966	621	930	975	734	914
			M	13.48	1.79	11.40	24.53	6.40	43.49	2:13.50
			W	+0.1			+1.4	+0.2		
5	<u>Marina Goncharova</u>  RUS	6165	P	964	1003	735	828	840	873	922
			M	14.10	1.82	13.11	25.65	5.97	50.68	2:12.95
			W	-1.0			+1.7	+0.9		
6	<u>Yana Maksimava</u>  BLR	6031	P	921	1080	804	832	789	687	918
			M	14.41	1.88	14.15	25.61	5.80	41.01	2:13.23
			W	-0.6			+1.1	-0.3		
7	<u>Natallia Dobrynska</u>  UKR	6023	P	960	966	909	855	798	709	826
			M	14.13	1.79	15.72	25.35	5.83	42.16	2:19.82
			W	+0.1			+1.4	+0.0		
8	<u>Eliška Klucinová</u>  CZE	6007	P	914	928	783	863	871	798	850
			M	14.46	1.76	13.84	25.26	6.07	46.78	2:18.08
			W	-0.6			+1.7	-1.1		
9	<u>Bettie Wade</u>  USA	6000	P	978	1003	769	880	940	622	808
			M	14.00	1.82	13.62	25.07	6.29	37.62	2:21.17
			W	-1.3			+1.7	-0.7		
10	<u>Antoinette Nana Djimou Ida</u>  FRA	5994	P	1028	891	757	909	871	749	789
			M	13.65	1.73	13.45	24.76	6.07	44.26	2:22.54
			W	-1.0			+1.5	+0.1		
11	<u>Claudia Rath</u>  GER	5984	P	953	928	666	960	915	647	915
			M	14.18	1.76	12.08	24.22	6.21	38.95	2:13.46
			W	-0.6			+1.5	+0.2		
12	<u>Jessica Zelinka</u>  CAN	5962	P	1046	818	770	929	783	709	907
			M	13.53	1.67	13.64	24.54	5.78	42.18	2:13.99
			W	-0.7			+1.0	+0.1		
13	<u>Linda Züblin</u>  SUI	5948	P	1028	747	753	915	819	807	879
			M	13.65	1.61	13.38	24.70	5.90	47.23	2:15.97
			W	-1.3			+1.7	+0.0		
14	<u>Hanna Melnychenko</u>  UKR	5878	P	997	928	740	900	856	626	831
			M	13.87	1.76	13.19	24.86	6.02	37.84	2:19.42
			W	-0.7			+1.4	+0.2		
15	<u>Marisa De Aniceto</u>  FRA	5848	P	981	928	660	829	768	823	859
			M	13.98	1.76	11.99	25.64	5.73	48.08	2:17.43
			W	-1.3			+1.1	+0.5		
16	<u>Remona Fransen</u>  NED	5831	P	959	1003	719	889	840	548	873
			M	14.14	1.82	12.87	24.98	5.97	33.78	2:16.38
			W	-1.3			+1.1	+0.0		

17	<u>Louise Hazel</u>  GBR	5819	P	1052	678	684	951	846	747	861
			M	13.49	1.55	12.35	24.31	5.99	44.13	2:17.28
			W	+0.1			+1.4	-0.2		
18	<u>Francesca Doveri</u>  ITA	5670	P	1020	855	676	907	807	545	860
			M	13.71	1.70	12.23	24.78	5.86	33.59	2:17.36
			W	-0.7			+1.5	-0.6		
19	<u>Jana Korešová</u>  CZE	5526	P	1034	783	618	905	756	518	912
			M	13.61	1.64	11.35	24.80	5.69	32.18	2:13.62
			W	+0.1			+1.5	+0.2		
20	<u>Ida Marcussen</u>  NOR	5525	P	839	818	718	795	804	681	870
			M	15.02	1.67	12.86	26.02	5.85	40.73	2:16.65
			W	-0.6			+1.7	-0.7		
21	<u>Nadezhda Sergeeva</u>  RUS	5416	P	871	855	781	749	753	574	833
			M	14.78	1.70	13.80	26.56	5.68	35.12	2:19.30
			W	-0.6			+1.1	+0.5		
	<u>Sara Aerts</u>  BEL	DNF	P	1071	855	726	788			
			M	13.36	1.70	12.98	26.11			
			W	-0.7			+1.5			
	<u>Phyllis Agbo</u>  GBR	DNF	P	994	855	701	887	0	636	
			M	13.89	1.70	12.60	25.00	NM	38.38	
			W	+0.1			+1.4			
	<u>Hyleas Fountain</u>  USA	DNF	P	1144	966	757	975	943		
			M	12.87	1.79	13.45	24.06	6.30		
			W	-0.7			+1.0	-0.3		
	<u>Maren Schwerdtner</u>  GER	DNF	P	994	855	767	880	801		
			M	13.89	1.70	13.59	25.07	5.84		
			W	-1.3			+1.1	+0.0		
	<u>Yvonne van Langen</u>  NED	DNF	P	1053	928	737	945	756		
			M	13.48	1.76	13.15	24.38	5.69		
			W	-1.0			+1.0	-0.4		