

4th TNT-Fortuna Combined Events Meeting

[15-06-2010 / 16-06-2010]

Kladno  CZE

Decathlon

Standings after Event 10 16 June 2010 **Legend** P = Points M = Mark W = Wind m/s

1	<u>Oleksiy Kasyanov</u>  UKR	8381	P	931	1007	804	803	906	944	809	819	600	758
			M	10.69	7.79	15.24	2.00	48.07	14.24	47.03	4.70	50.78	4:27.93
			W	+0.6	+0.5				+0.5				
2	<u>Aleksey Drozdov</u>  RUS	8246	P	819	891	848	915	755	846	872	849	793	658
			M	11.19	7.32	15.95	2.12	51.32	15.03	50.10	4.80	63.64	4:43.52
			W	-0.1	+1.0				+2.0				
3	<u>Jamie Adjetey-Nelson</u>  CAN	8239	P	915	962	783	887	828	896	853	731	779	605
			M	10.76	7.61	14.89	2.09	49.70	14.62	49.17	4.40	62.74	4:52.28
			W	+0.6	+0.9				+2.0				
4	<u>Maurice Smith</u>  JAM	8186	P	908	850	799	749	897	949	933	790	740	571
			M	10.79	7.15	15.15	1.94	48.25	14.20	53.02	4.60	60.14	4:58.05
			W	+0.6	+1.2				+0.5				
5	<u>Jake Arnold</u>  USA	8159	P	863	795	811	803	855	960	832	910	716	614
			M	10.99	6.92	15.34	2.00	49.13	14.11	48.15	5.00	58.56	4:50.71
			W	-0.1	+0.3				+0.5				
6	<u>Brent Newdick</u>  NZL	8091	P	843	903	726	723	842	885	801	819	800	749
			M	11.08	7.37	13.96	1.91	49.40	14.71	46.68	4.70	64.09	4:29.35
			W	-1.0	+0.9				+0.5				
7	<u>Eduard Mihan</u>  BLR	7999	P	874	910	722	749	886	926	754	790	629	759
			M	10.94	7.40	13.89	1.94	48.47	14.38	44.36	4.60	52.75	4:27.84
			W	-1.0	-0.1				+2.0				
8	<u>Vasiliy Kharlamov</u>  RUS	7930	P	799	896	774	723	798	831	804	880	734	691
			M	11.28	7.34	14.75	1.91	50.37	15.15	46.78	4.90	59.77	4:38.25
			W	-0.3	+0.0				+2.0				
9	<u>Marcin Drózd</u>  POL	7817	P	799	833	693	887	765	879	764	910	704	583
			M	11.28	7.08	13.43	2.09	51.09	14.76	44.88	5.00	57.78	4:56.04
			W	-0.3	+0.3				+2.3				
10	<u>Iván Scolfaro da Silva</u>  BRA	7657	P	782	816	667	803	815	880	671	790	724	709
			M	11.36	7.01	13.00	2.00	50.00	14.75	40.30	4.60	59.10	4:35.46
			W	-0.1	+1.8				+2.0				
11	<u>Pavel Baar</u>  CZE	7544	P	863	797	713	749	869	862	659	702	692	638
			M	10.99	6.93	13.75	1.94	48.83	14.90	39.72	4.30	56.93	4:46.74
			W	-0.1	+1.1				+2.3				
12	<u>Hamdi Dhouibi</u>  TUN	7539	P	834	769	734	644	867	887	744	790	601	669
			M	11.12	6.81	14.10	1.82	48.88	14.69	43.90	4.60	50.83	4:41.75
			W	+0.6	+0.6				+0.5				
13	<u>Jaroslav Hedvicák</u>  CZE	7330	P	908	871	571	776	896	859	523	760	489	677
			M	10.79	7.24	11.42	1.97	48.27	14.92	32.98	4.50	43.19	4:40.48
			W	+0.6	+1.1				+2.3				
14	<u>Adam Pašiak</u>  CZE	7241	P	812	930	675	803	637	673	718	941	631	421
			M	11.22	7.48	13.13	2.00	54.06	16.54	42.63	5.10	52.86	5:25.68
			W	-1.0	+2.0				+2.3				
15	<u>Kyle McCarthy</u>  AUS	7235	P	748	709	761	696	793	762	668	760	687	651
			M	11.52	6.55	14.53	1.88	50.48	15.74	40.18	4.50	56.63	4:44.68
			W	-0.3	+1.2				+2.0				
16	<u>Scott McLaren</u>  NZL	7060	P	759	713	696	696	785	744	687	731	597	652
			M	11.47	6.57	13.47	1.88	50.65	15.90	41.11	4.40	50.58	4:44.61
			W	-0.3	+0.3				+2.3				
17	<u>Darius Draudvila</u>  LTU	6635	P	890	871	792	803	876	915	828	0	660	0
			M	10.87	7.24	15.03	2.00	48.69	14.47	47.95	NM	54.78	DNF
			W	-1.0	+2.9				+2.0				

Roman Šebrle

 CZE

DNF P 0
M 25.49
W -1.0

Richard Allan

 AUS

DNS P
M
W

Claston Bernard

 JAM

DNF P 810 0
M 11.23 DNF
W -1.0

Bryan Clay

 USA

DNF P 305
M 14.05
W +0.6

Slaven Dizdarevic

 SVK

DNF P 814 781 777 749 0
M 11.21 6.86 14.79 1.94 DNF
W -0.1 +0.7

Dmitriy Karpov

 KAZ

DNF P 821 723
M 11.18 6.61
W -1.0 +1.1

Tomáš Nešvera

 CZE

DNF P 780 835 674 723 727 0
M 11.37 7.09 13.11 1.91 51.95 DNF
W -0.3 +1.6 +2.3

Adam Nejedlý

 CZE

DNF P 823 852 702 859 823 920 0
M 11.17 7.16 13.57 2.06 49.81 14.43 NM
W -0.1 +0.9 +0.5

Roland Schwarzl

 AUT

DNF P 782 893 757 723 781 920 796
M 11.36 7.33 14.47 1.91 50.73 14.43 46.40
W -0.1 +0.1 +0.5

Frédéric Xhonneux

 BEL

DNF P 699 835 736 0
M 11.76 7.09 14.13 NM
W -0.3 +0.5





4th TNT-Fortuna Combined Events Meeting



[15-06-2010 / 16-06-2010]

Kladno  CZE

Heptathlon

Standings after Event 7 16 June 2010 **Legend** P = Points M = Mark W = Wind m/s

Pos	Athlete Country	Points		100 Metres Hurdles	High Jump	Shot Put	200 Metres	Long Jump	Javelin Throw	800 Metres
1	<u>Eliška Klucinová</u>  CZE	6268	P	954	991	783	879	905	875	881
			M	14.17	1.81	13.83	25.08	6.18	50.75	2:15.85
			W	+0.7			+0.2	+0.5		
2	<u>Marina Goncharova</u>  RUS	6182	P	994	953	755	846	883	805	946
			M	13.89	1.78	13.42	25.45	6.11	47.14	2:11.28
			W	+0.9			+0.2	+1.1		
3	<u>Lyudmyla Yosypenko</u>  UKR	6142	P	1001	953	694	909	918	842	825
			M	13.84	1.78	12.50	24.76	6.22	49.04	2:19.88
			W	+0.9			-0.3	+1.1		
4	<u>Hanna Melnychenko</u>  UKR	6045	P	1020	1029	706	911	934	576	869
			M	13.71	1.84	12.67	24.74	6.27	35.21	2:16.72
			W	+0.9			-0.3	+1.1		
5	<u>Karolina Tyminska</u>  POL	5981	P	988	806	819	949	915	531	973
			M	13.93	1.66	14.37	24.33	6.21	32.84	2:09.41
			W	+0.9			-0.3	+3.5		
6	<u>Blandine Maisonnier</u>  FRA	5886	P	961	953	679	872	953	604	864
			M	14.12	1.78	12.27	25.16	6.33	36.69	2:17.07
			W	+0.7			+0.2	+2.1		
7	<u>Jana Korešová</u>  CZE	5737	P	1037	806	623	904	912	553	902
			M	13.59	1.66	11.43	24.81	6.20	34.01	2:14.32
			W	+0.9			-0.3	+2.6		
8	<u>Vanessa Spinola</u>  BRA	5688	P	910	842	699	905	816	638	878
			M	14.49	1.69	12.57	24.80	5.89	38.46	2:16.05
			W	-0.5			-0.3	+1.4		
9	<u>Lucia Slanicková</u>  SVK	5684	P	918	916	587	860	825	667	911
			M	14.43	1.75	10.87	25.29	5.92	40.01	2:13.69
			W	-0.5			+0.2	+1.4		
10	<u>Sarah Cowley</u>  NZL	5575	P	964	916	612	802	801	620	860
			M	14.10	1.75	11.25	25.95	5.84	37.52	2:17.33
			W	+0.7			-0.7	+1.6		
11	<u>Anna Blank</u>  RUS	5337	P	894	806	681	792	786	595	783
			M	14.61	1.66	12.30	26.06	5.79	36.20	2:23.05
			W	-0.5			-0.7	+2.3		
12	<u>Diane Barras</u>  FRA	5279	P	953	879	583	757	822	560	725
			M	14.18	1.72	10.82	26.46	5.91	34.38	2:27.47
			W	+0.9			+1.0	+3.0		
13	<u>Jitka Moudra</u>  CZE	5196	P	808	916	635	753	720	625	739
			M	15.26	1.75	11.61	26.51	5.57	37.79	2:26.34
			W	-0.5			+1.0	+0.7		
14	<u>Amandine Constantin</u>  FRA	5135	P	1003	842	617	848	715	614	496
			M	13.83	1.69	11.33	25.43	5.55	37.22	2:46.93
			W	+0.7			-0.7	+1.5		
15	<u>Rebecca Robinson</u>  AUS	4979	P	916	599	673	842	660	498	791
			M	14.45	1.48	12.18	25.49	5.36	31.14	2:22.45
			W	+0.7			-0.7	+2.2		
16	<u>Alena Galertová</u>  CZE	4869	P	826	701	639	713	665	589	736
			M	15.12	1.57	11.66	26.98	5.38	35.92	2:26.64
			W	-0.5			+1.0	+1.4		

<u>Susan Coltman</u>	DNF	P	1001	806	697	865	868	572
 CAN		M	13.84	1.66	12.54	25.24	6.06	35.02
		W	+0.7			+0.2	+0.6	
<u>Aneta Komrsková</u>	DNF	P	819	771	449	726	587	
 CZE		M	15.17	1.63	8.77	26.83	5.10	
		W	-0.5			+1.0	+4.2	