

8th European U23 Championships

[14-07-2011 / 15-07-2011]

Ostrava  CZE

Decathlon

Standings after Event 10










15 July 2011

Legend

P = Points

M = Mark

W = Wind m/s

Pos	Athlete Country	Points		100 Metres	Long Jump	Shot Put	High J	400 Metres	110 Metres Hurdles	Discus Throw	Pole Vault	Javelin Throw	1500 Metres	
1	<u>VAN DER PLAETSEN, Thomas</u>  BEL	8157	P	797	980	686	868	878	889	619	941	792	707	
			PB	M	11.29	7.68	13.31	2.07	48.64	14.68	37.73	5.10	63.57	4:35.84
			W	-1.9	+1.3	PB		PB	-0.9	PB	PB	PB		
2	<u>MIKHAN, Eduard</u>  BLR	8152	P	912	945	727	758	908	874	757	790	694	787	
			PB	M	10.77	7.54	13.98	1.95	48.02	14.80	44.54	4.60	57.10	4:23.67
			W	+1.6	+0.6	PB			-0.5		SB	PB	PB	
3	<u>DUDAS, Mihail</u>  SRB	8117	P	926	925	678	785	935	834	740	819	716	759	
			PB	M	10.71	7.46	13.18	1.98	47.47	15.13	43.67	4.70	58.58	4:27.79
			W	+1.6	+1.6			PB	-0.5			PB		
4	<u>HELCELET, Adam Sebastian</u>  CZE	7966	P	903	881	719	840	870	930	619	790	756	658	
			M	10.81	7.28	13.85	2.04	48.82	14.35	37.77	4.60	61.21	4:43.55	
			W	+0.3	+1.0				-0.9			PB		
5	<u>SHKURENEV, Ilva</u> RUS 	7894	P	841	878	660	813	822	853	717	910	723	677	
			PB	M	11.09	7.27	12.88	2.01	49.84	14.97	42.55	5.00	59.01	4:40.56
			W	+0.3	+1.4	PB	SB	PB	+0.0	SB		PB		
6	<u>KAZMIEREK, Kai</u> GER 	7800	P	876	905	615	840	971	903	612	760	649	669	
			M	10.93	7.38	12.14	2.04	46.71	14.56	37.42	4.50	54.06	4:41.79	
			W	+1.6	+2.2			PB	-0.9			SB		
7	<u>DISTELBERGE R, Dominik</u> AUT 	7735	P	966	913	573	705	912	920	645	760	621	720	
			M	10.54	7.41	11.45	1.89	47.94	14.43	39.03	4.50	52.21	4:33.83	
			W	+1.6	+0.5			SB	-0.9			SB	SB	
8	<u>OLSON, Petter</u> SWE 	7724	P	863	835	661	758	892	882	676	790	598	769	
			PB	M	10.99	7.09	12.90	1.95	48.36	14.73	40.54	4.60	50.66	4:26.29
			W	+1.6	+0.6		SB		-0.9		PB		PB	
9	<u>NOLF, Cedric</u> BEL 	7640	P	801	857	697	705	801	846	697	880	824	532	
			PB	M	11.27	7.18	13.48	1.89	50.30	15.03	41.60	4.90	65.70	5:04.91
			W	-1.9	+0.7				-0.5			PB		
10	<u>GILDE, Maximilian</u> GER 	7618	P	825	898	650	731	812	879	627	702	817	677	
			M	11.16	7.35	12.72	1.92	50.05	14.76	38.17	4.30	65.23	4:40.51	
			W	+0.3	+0.7				+0.0			PB		
11	<u>LUKYANENKO , Artem</u> RUS 	7577	P	870	781	752	758	842	932	639	617	670	716	
			M	10.96	6.86	14.39	1.95	49.41	14.33	38.73	4.00	55.46	4:34.34	
			W	+1.6	-0.9		SB		-0.9			PB	SB	
12	<u>LARUSSON, Einar Dadi</u> ISL 	7508	P	823	881	571	785	846	871	586	880	553	712	
			M	11.17	7.28	11.42	1.98	49.32	14.82	36.12	4.90	47.57	4:34.96	
			W	+0.3	+0.6				-0.9		PB		PB	

8th European U23 Championships

[16-07-2011 / 17-07-2011]

Ostrava  CZE

Heptathlon

Standings after Event 7

17 July 2011

Legend

P = Points

M = Mark

W = Wind m/s

Pos	Athlete Country	Points		100 Metres Hurdles	High Jump	Shot Put	200 Metres	Long Jump	Javelin Throw	800 Metres
1	SADEIKO, Grit  EST	6134 PB	P	1024	953	684	939	912	820	802
			M	13.68	1.78	12.35	24.44	6.20	47.93	2:21.57
			W	+0.4	PB		-1.4	+2.3		
2	CACHOVÁ, Katerina  CZE	6123 PB	P	997	991	721	908	915	706	885
			M	13.87	1.81	12.90	24.77	6.21	41.99	2:15.53
			W	+0.4	SB	PB	+0.6	+1.1		
3	MAKSIMAVA, Yana  BLR	6075	P	980	953	824	858	831	733	896
			M	13.99	1.78	14.45	25.32	5.94	43.41	2:14.74
			W	+1.3	PB	PB	-1.4	+1.0	PB	
4	BELYAKOVA, Anastasiya  RUS	6010 PB	P	912	1067	725	858	853	726	869
			M	14.48	1.87	12.97	25.32	6.01	43.03	2:16.69
			W	+1.3	PB		-0.6	+2.3	PB	
5	SCHÄFER, Carolin  GER	5941 PB	P	960	953	735	943	859	745	746
			M	14.13	1.78	13.11	24.40	6.03	44.03	2:25.84
			W	+0.4		PB	+0.6	+1.2		
6	FYODOROVA, Alina  UKR	5896	P	931	991	809	864	810	679	812
			M	14.34	1.81	14.22	25.25	5.87	40.60	2:20.87
			W	+1.3			-1.4	-0.2	PB	
7	SAVITSKAYA, Kristina  RUS	5834	P	1003	953	768	869	771	691	779
			M	13.83	1.78	13.61	25.09	5.74	41.25	2:23.28
			W	+0.8	PB		+0.6	+2.1	PB	
8	NAGY, Judith  ROU	5772 PB	P	1000	806	612	874	890	759	831
			M	13.85	1.66	11.26	25.14	6.13	44.75	2:19.43
			W	+0.8	=SB		-0.6	+1.9	SB	SB
9	BROERSEN, Nadine  NED	5740	P	964	1067	688	808	709	723	781
			M	14.10	1.87	12.40	25.88	5.53	42.89	2:23.16
			W	+0.4	PB		-0.6	+1.0		
10	MIKOLAJCZYK, Izabela  POL	5729	P	941	991	573	939	865	638	782
			M	14.27	1.81	10.66	24.44	6.05	38.45	2:23.07
			W	+0.4	=PB		+0.6	+1.6	PB	
11	KLAUP, Mari  EST	5445	P	956	842	640	788	720	780	719
			M	14.16	1.69	11.68	26.11	5.57	45.88	2:27.97
			W	+0.8	=PB	SB	-0.6	+0.1		

