












**Decastar**  
**[17-09-2011 / 18-09-2011]**  
 Talence  FRA

Decathlon

Standings after Event 10      16 Sep 2011      **Legend**      P = Points      M = Mark      W = Wind m/s













Pos	Athlete Country	Points		100 Metres	Long Jump	Shot Put	High Jump	400 Metres	110 Metres Hurdles	Discus Throw	Pole Vault	Javelin Throw	1500 Metres
1	<u>Hans van Alphen</u>  BEL	8200	P	789	871	808	776	832	864	790	880	786	804
			M	11.33	7.24	15.30	1.97	49.63	14.88	46.11	4.90	63.22	4:21.10
			W	-0.8	-0.2				+0.1				
2	<u>Mikk Pahapill</u>  EST	8184	P	801	869	821	776	800	926	799	941	761	690
			M	11.27	7.23	15.51	1.97	50.32	14.38	46.58	5.10	61.53	4:38.43
			W	-0.2	+0.7				+0.1				
3	<u>Eelco Sintnicolaas</u>  NED	8170	P	888	886	723	749	877	924	594	1035	744	750
			M	10.88	7.30	13.92	1.94	48.66	14.40	36.51	5.40	60.40	4:29.11
			W	+0.0	+0.1				+0.1				
4	<u>Oleksiy Kasyanov</u>  UKR	8045	P	885	910	762	749	858	912	773	819	667	710
			M	10.89	7.40	14.55	1.94	49.08	14.49	45.31	4.70	55.30	4:35.37
			W	+0.0	+0.9				-0.3				
5	<u>Andrei Krauchanka</u>  BLR	8023	P	784	876	738	859	807	918	730	910	746	655
			M	11.35	7.26	14.16	2.06	50.16	14.44	43.22	5.00	60.56	4:43.98
			W	-0.8	+1.0				-0.3				
6	<u>Andres Raja</u>  EST	7929	P	890	888	784	803	850	958	701	731	756	568
			M	10.87	7.31	14.91	2.00	49.24	14.13	41.80	4.40	61.22	4:58.62
			W	+0.0	-0.2				-0.3				
7	<u>Leonel Suárez</u>  CUB	7889	P	767	857	682	776	843	894	698	819	814	739
			M	11.43	7.18	13.24	1.97	49.39	14.64	41.62	4.70	65.04	4:30.87
			W	-0.2	+0.7				-0.3				
8	<u>Pascal Behrenbruch</u>  GER	7735	P	806	750	849	723	738	920	813	849	782	505
			M	11.25	6.73	15.97	1.91	51.70	14.43	47.24	4.80	62.90	5:09.81
			W	+0.0	+0.7				+0.1				
9	<u>Hamdi Dhouibi</u>  TUN	7599	P	847	723	698	723	865	860	733	819	644	687
			M	11.06	6.61	13.51	1.91	48.92	14.91	43.37	4.70	53.75	4:38.90
			W	-0.2	+0.0				+0.1				
10	<u>Ryan Harlan</u>  USA	7584	P	763	757	888	831	742	875	741	819	768	400
			M	11.45	6.76	16.60	2.03	51.60	14.79	43.76	4.70	61.97	5:29.93
			W	-0.2	+1.3				+0.1				
11	<u>Gaël Quérin</u>  FRA	7290	P	755	748	634	749	843	860	601	760	534	806
			M	11.49	6.72	12.46	1.94	49.39	14.91	36.88	4.50	46.30	4:20.77
			W	-0.8	-0.1				+0.1				



**Decastar**  
**[17-09-2011 / 18-09-2011]**  
Talence  FRA

Heptathlon

Standings after Event 7      16 Sep 2011      **Legend**      P = Points      M = Mark      W = Wind m/s

Pos	Athlete Country	Points		100 Metres Hurdles	High Jump	Shot Put	200 Metres	Long Jump	Javelin Throw	800 Metres
1	<u>Tatyana Chernova</u>  RUS	6679	P	1069	1003	721	1018	1030	872	966
			M	13.37	1.82	12.90	23.61	6.57	50.62	2:09.92
			W	-0.7			-0.7	+1.8		
2	<u>Natallia Dobrynska</u>  UKR	6537	P	1013	1003	947	904	946	810	914
			M	13.76	1.82	16.28	24.81	6.31	47.40	2:13.50
			W	-0.5			+0.0	+1.8		
3	<u>Karolina Tyminska</u>  POL	6301	P	1052	891	789	974	953	626	1016
			M	13.49	1.73	13.92	24.07	6.33	37.85	2:06.51
			W	-0.7			-0.7	+0.5		
4	<u>Jessica Zelinka</u>  CAN	6296	P	1114	855	795	988	862	736	946
			M	13.07	1.70	14.02	23.92	6.04	43.57	2:11.28
			W	-0.7			-0.7	+0.5		
5	<u>Lyudmyla Yosypenko</u>  UKR	6220	P	1020	1041	700	934	853	798	874
			M	13.71	1.85	12.59	24.49	6.01	46.79	2:16.37
			W	-0.4			-0.7	+0.8		
6	<u>Anna Bogdanova</u>  RUS	6190	P	1023	1080	746	844	887	737	873
			M	13.69	1.88	13.28	25.47	6.12	43.62	2:16.39
			W	-0.5			+0.0	-0.5		
7	<u>Jessica Samuelsson</u>  SWE	6182	P	988	891	781	978	883	691	970
			M	13.93	1.73	13.81	24.03	6.11	41.26	2:09.62
			W	-0.4			-0.5	+2.8		
8	<u>Lilli Schwarzkopf</u>  GER	6103	P	991	966	757	846	834	826	883
			M	13.91	1.79	13.45	25.45	5.95	48.26	2:15.72
			W	-0.7			-0.5	+0.9		
9	<u>Ida Marcussen</u>  NOR	6030	P	959	891	725	841	877	822	915
			M	14.14	1.73	12.96	25.50	6.09	48.01	2:13.42
			W	-0.4			+0.0	+1.1		
10	<u>Bettie Wade</u>  USA	5628	P	1004	966	710	870	831	530	717
			M	13.82	1.79	12.74	25.18	5.94	32.80	2:28.08
			W	-0.5			+0.0	+0.2		
11	<u>Laura Ikauniece</u>  LAT	5062	P	991	966	562	859	825	859	0
			M	13.91	1.79	10.49	25.31	5.92	49.96	DNF
			W	-0.4			-0.5	-0.5		
12	<u>Sara Aerts</u>  BEL	4623	P	1030	818	661	846	765	503	0
			M	13.64	1.67	12.00	25.45	5.72	31.37	DNF
			W	-0.5			-0.5	-0.4		