

European Cup Combined Events 1st League

[02-07-2011 / 03-07-2011]

Bressanone  ITA

Decathlon

Standings after Event 10















03 July 2011

Legend

P = Points

M = Mark

W = Wind m/s

Pos	Athlete Country	Points		100 Metres	Long Jump	Shot Put	High Jump	400 Metres	110 Metres Hurdles	Discus Throw	Pole Vault	Javelin Throw	1500 Metres
1	<u>Simon Walter</u>  SUI	7973	P	856	874	716	840	863	854	725	880	669	696
			M	11.02	7.25	13.80	2.04	48.97	14.96	42.94	4.90	55.40	4:37.58
			W	+2.1	+0.7				+1.4				
2	<u>Daniel Awde</u>  GBR	7889	P	935	896	645	679	973	903	674	941	495	748
			M	10.67	7.34	12.64	1.86	46.70	14.56	40.44	5.10	43.65	4:29.52
			W	+2.1	+1.4				-1.3				
3	<u>Ashley Bryant</u>  GBR	7747	P	845	925	646	679	886	880	589	790	829	678
			M	11.07	7.46	12.65	1.86	48.47	14.75	36.28	4.60	66.00	4:40.42
			W	+0.8	+2.4				+1.4				
4	<u>Frédéric Xhonneux</u>  BEL	7584	P	697	859	698	731	811	841	674	790	696	787
			M	11.77	7.19	13.50	1.92	50.08	15.07	40.45	4.60	57.23	4:23.68
			W	-0.1	+1.7				+1.4				
5	<u>William Frullani</u>  ITA	7539	P	856	922	706	785	782	878	731	731	598	550
			M	11.02	7.45	13.63	1.98	50.71	14.77	43.27	4.40	50.62	5:01.74
			W	+2.1	+2.1				-1.3				
6	<u>Jérémy Solot</u>  BEL	7528	P	819	857	709	785	791	885	702	790	638	552
			M	11.19	7.18	13.68	1.98	50.51	14.71	41.84	4.60	53.32	5:01.36
			W	+2.1	+3.4				-1.3				
7	<u>Marcus Nilsson</u>  SWE	7400	P	763	771	702	705	789	769	698	673	726	804
			M	11.45	6.82	13.57	1.89	50.56	15.68	41.63	4.20	59.23	4:21.14
			W	+0.8	+1.6				+0.2				
8	<u>Bruno Carton-Delcourt</u>  BEL	7356	P	786	795	636	731	773	823	692	731	630	759
			M	11.34	6.92	12.49	1.92	50.92	15.22	41.36	4.40	52.79	4:27.83
			W	+0.8	+2.1				+0.2				
9	<u>Martin Brockman</u>  GBR	7353	P	795	826	648	868	802	815	677	760	568	594
			M	11.30	7.05	12.69	2.07	50.27	15.29	40.61	4.50	48.62	4:54.09
			W	-0.1	+1.7				+1.3				
10	<u>Andréas Tsoukalis</u>  GRE	7274	P	852	842	681	705	766	845	670	731	571	611
			M	11.04	7.12	13.23	1.89	51.06	15.04	40.25	4.40	48.81	4:51.26
			W	+2.6	+0.0				-1.3				
11	<u>Fabian Rosenquist</u>  SWE	7248	P	841	898	610	705	861	796	633	617	538	749
			M	11.09	7.35	12.06	1.89	49.00	15.45	38.42	4.00	46.60	4:29.27
			W	+2.6	+1.9				+1.4				
12	<u>Pim Jehee</u>  NED	7234	P	872	883	553	679	818	777	587	760	628	677
			M	10.95	7.29	11.12	1.86	49.92	15.61	36.14	4.50	52.66	4:40.52
			W	+2.6	+1.9				+1.4				
13	<u>Lukas Lanthaler</u>  ITA	7221	P	797	797	621	679	804	878	652	731	586	676
			M	11.29	6.93	12.24	1.86	50.23	14.77	39.36	4.40	49.85	4:40.65
			W	-0.1	+2.6				+0.2				
14	<u>Jonay Jordan</u>  ESP	7207	P	827	898	686	731	794	905	634	673	569	490
			M	11.15	7.35	13.30	1.92	50.45	14.55	38.48	4.20	48.65	5:12.45
			W	+2.1	+2.3				-1.3				

Matthias
Zürcher
 SUI

DNF	P	799	814	628	577	725	768	505	731
	M	11.28	7.00	12.35	1.74	51.99	15.69	32.07	4.40
	W	+2.6	+1.1				+0.2		

European Cup Combined Events 1st League

[02-07-2011 / 03-07-2011]

Bressanone  ITA

Heptathlon















Standings after Event 7 3 July 2011

Legend

P = Points

M = Mark

W = Wind m/s

Pos	Athlete Country	Points		100 Metres Hurdles	High Jump	Shot Put	200 Metres	Long Jump	Javelin Throw	800 Metres
1	<u>Karolina Tyminska</u>  POL	6297	P	1047	879	801	1001	969	594	1006
			M	13.52	1.72	14.11	23.79	6.38	36.15	2:07.22
			W	+0.4			+1.0	+0.5		
2	<u>Györgyi Farkas</u>  HUN	6068	P	946	953	713	838	927	790	901
			M	14.23	1.78	12.79	25.54	6.25	46.36	2:14.41
			W	+0.4			+1.0	+1.8		
3	<u>Yana Maksimava</u>  BLR	5998	P	966	1029	771	855	786	717	874
			M	14.09	1.84	13.66	25.35	5.79	42.58	2:16.31
			W	+1.1			+1.0	+0.0		
4	<u>Xénia Krizsán</u>  HUN	5794	P	895	953	690	820	819	813	804
			M	14.60	1.78	12.44	25.74	5.90	47.54	2:21.41
			W	+1.1			+1.0	+0.0		
5	<u>Francesca Doveri</u>  ITA	5782	P	1040	842	637	950	862	537	914
			M	13.57	1.69	11.64	24.32	6.04	33.19	2:13.52
			W	+0.4			+1.0	+0.0		
6	<u>Izabela Mikolajczyk</u>  POL	5779	P	941	991	567	922	905	635	818
			M	14.27	1.81	10.57	24.62	6.18	38.33	2:20.43
			W	+1.1			+1.0	+0.0		
7	<u>Niina Kelo</u>  FIN	5718	P	931	771	834	775	777	859	771
			M	14.34	1.63	14.60	26.25	5.76	49.95	2:23.89
			W	+0.4			+1.4	-0.3		
8	<u>Elisa Trevisan</u>  ITA	5706	P	1010	806	742	868	862	716	702
			M	13.78	1.66	13.22	25.21	6.04	42.56	2:29.26
			W	+1.1			+1.0	+0.0		
9	<u>Ellen Sprunger</u>  SUI	5687	P	977	771	641	993	783	704	818
			M	14.01	1.63	11.69	23.87	5.78	41.93	2:20.37
			W	+0.4			+1.0	+0.0		
10	<u>Katsiaryna Netsviatayeva</u>  BLR	5625	P	914	879	745	834	792	616	845
			M	14.46	1.72	13.27	25.58	5.81	37.31	2:18.41
			W	+0.6			+1.0	-0.2		
11	<u>Cecilia Ricali</u>  ITA	5562	P	966	879	635	794	792	617	879
			M	14.09	1.72	11.60	26.04	5.81	37.38	2:15.97
			W	+0.6			+1.4	+0.0		
12	<u>Valérie Reggel</u>  SUI	5498	P	968	736	670	878	807	611	828
			M	14.07	1.60	12.14	25.10	5.86	37.07	2:19.68
			W	+1.1			+1.0	+0.0		
13	<u>Sara Tani</u>  ITA	5475	P	882	916	708	745	747	651	826
			M	14.70	1.75	12.71	26.61	5.66	39.16	2:19.78
			W	+0.6			+1.4	-0.5		
14	<u>Miia Kurppa</u>  FIN	5431	P	912	842	684	791	663	767	772
			M	14.48	1.69	12.35	26.07	5.37	45.20	2:23.87
			W	+0.6			+1.4	+0.0		

15	<u>Ellinor Rosenqvist</u>  SWE	5416	P	806	879	561	787	825	694	864
			M	15.27	1.72	10.48	26.12	5.92	41.39	2:17.02
			W	+0.6			+1.4	+1.2		
16	<u>Jenni Kivioja</u>  FIN	5392	P	879	701	594	871	831	667	849
			M	14.72	1.57	10.99	25.17	5.94	40.01	2:18.13
			W	+0.6			+1.0	+0.0		
17	<u>Lisa Linnel</u>  SWE	5252	P	917	771	515	857	750	607	835
			M	14.44	1.63	9.78	25.33	5.67	36.85	2:19.12
			W	+1.1			+1.0	+0.0		
18	<u>Alicja Sakowicz</u>  POL	5233	P	825	771	610	840	762	573	852
			M	15.13	1.63	11.23	25.52	5.71	35.06	2:17.93
			W	+0.6			+1.4	-0.4		
19	<u>Katsiaryna Babich</u>  BLR	5230	P	852	879	637	844	853	364	801
			M	14.92	1.72	11.63	25.47	6.01	24.01	2:21.66
			W	+0.6			+1.4	+0.0		
20	<u>Suvi Liimatainen</u>  FIN	5176	P	946	736	586	847	840	671	550
			M	14.23	1.60	10.86	25.44	5.97	40.18	2:42.05
			W	+1.1			+1.0	+0.0		
21	<u>Rita Babos</u>  HUN	5168	P	886	1029	505	830	810	368	740
			M	14.67	1.84	9.63	25.63	5.87	24.23	2:26.33
			W	+0.6			+1.4	+0.0		
22	<u>Lene Secher Myrnel</u>  NOR	5100	P	947	736	569	775	777	532	764
			M	14.22	1.60	10.61	26.26	5.76	32.90	2:24.45
			W	+0.4			+1.0	+0.0		
23	<u>Melanie Schnyder</u>  SUI	4938	P	830	771	581	753	756	475	772
			M	15.09	1.63	10.78	26.51	5.69	29.93	2:23.85
			W	+0.6			+1.4	+2.6		
24	<u>Josefin Svensson</u>  SWE	4934	P	848	736	619	780	663	506	782
			M	14.95	1.60	11.37	26.20	5.37	31.56	2:23.07
			W	+0.6			+1.0	+0.0		
25	<u>Magdolna Kresz</u>  HUN	4920	P	792	842	575	684	660	683	684
			M	15.38	1.69	10.69	27.34	5.36	40.83	2:30.68
			W	+0.6			+1.4	-0.8		
26	<u>Zofia Blicharska</u>  POL	4052	P	872	701	643	802	371	663	0
			M	14.77	1.57	11.72	25.94	4.27	39.80	DNF
			W	+0.6			+1.4	+0.0		
	<u>Krystyna Aliakseyenka</u>  BLR	DNF	P	0	879	668	0			
			M	DNF	1.72	12.11	DNF			
			W	+0.4			+1.4			
	<u>Josephine Rohr</u>  SWE	DNF	P	907	736	659	736	640	445	
			M	14.51	1.60	11.97	26.71	5.29	28.32	
			W	+0.4			+1.4	+0.0		