

European Cup Combined Events Super League

[02-07-2011 / 03-07-2011]

Torun POL

Decathlon

Standings after Event 10

03 July 2011

















Legend



P = Points

M = Mark

W = Wind m/s

Pos	Athlete Country	Points		100 Metres	Long Jump	Shot Put	High Jump	400 Metres	110 Metres Hurdles	Discus Throw	Pole Vault	Javelin Throw	1500 Metres
1	Andres Raja 	8114	P	881	903	774	840	857	973	742	790	737	617
			M	10.91	7.37	14.75	2.04	49.10	14.01	43.80	4.60	59.93	4:50.22
			W	+0.2	-0.5				+0.7				
2	Vasiliy Kharlamov 	7935	P	769	871	813	758	810	881	736	910	722	665
			M	11.42	7.24	15.38	1.95	50.10	14.74	43.49	5.00	58.92	4:42.38
			W	+0.2	-0.5				+0.7				
3	Gaël Quérin 	7799	P	784	871	654	758	917	905	638	819	575	878
			M	11.35	7.24	12.79	1.95	47.84	14.55	38.70	4.70	49.10	4:10.47
			W	+1.2	-0.5				+0.7				
4	Aleksandr Tabala 	7773	P	701	826	758	785	699	899	809	849	740	707
			M	11.75	7.05	14.48	1.98	52.60	14.60	47.03	4.80	60.17	4:35.73
			W	+0.5	-0.4				+0.1				
5	Sami Itani 	7710	P	814	807	736	840	771	854	748	760	693	687
			M	11.21	6.97	14.13	2.04	50.96	14.96	44.08	4.50	56.98	4:38.87
			W	+0.1	+0.1				+0.7				
6	Mikalai Shubianok 	7678	P	742	835	784	813	774	882	665	731	719	733
			M	11.55	7.09	14.90	2.01	50.89	14.73	40.01	4.40	58.76	4:31.80
			W	+0.1	-0.1				+0.8				
7	Aliaksandr Korzun 	7661	P	863	776	708	813	872	900	683	760	647	639
			M	10.99	6.84	13.66	2.01	48.78	14.59	40.93	4.50	53.95	4:46.62
			W	+0.2	-0.8				+0.7				
8	Tarmo Riitmur 	7656	P	738	804	694	785	750	889	726	880	689	701
			M	11.57	6.96	13.44	1.98	51.43	14.68	43.00	4.90	56.76	4:36.69
			W	+0.5	+0.1				+0.8				
9	Quentin Jammier 	7654	P	742	746	731	705	845	809	775	849	649	803
			M	11.55	6.71	14.05	1.89	49.34	15.34	45.41	4.80	54.10	4:21.21
			W	+0.5	+0.3				+0.1				
10	Aliaksandr Parkhomenka 	7617	P	734	757	810	705	720	808	746	819	801	717
			M	11.59	6.76	15.33	1.89	52.11	15.35	44.00	4.70	64.21	4:34.22
			W	+1.2	+0.6				+0.1				
11	Andrey Demyanov 	7597	P	742	802	702	705	789	874	720	790	789	684
			M	11.55	6.95	13.57	1.89	50.57	14.80	42.70	4.60	63.42	4:39.34
			W	+1.2	+0.2				+0.8				
12	Marcin Drózd 	7527	P	765	767	717	840	707	897	800	819	707	508
			M	11.44	6.80	13.81	2.04	52.40	14.61	46.62	4.70	57.96	5:09.14
			W	+0.5	+0.3				+0.8				
13	František Stanek 	7525	P	677	707	781	731	728	846	614	972	795	674
			M	11.87	6.54	14.86	1.92	51.92	15.03	37.49	5.20	63.76	4:41.01
			W	+0.5	+0.2				+0.8				
14	Yevhen Nikitin 	7500	P	797	718	724	679	811	853	665	819	716	718
			M	11.29	6.59	13.93	1.86	50.08	14.97	40.02	4.70	58.58	4:34.13
			W	+0.1	+0.9				+0.7				

15	<u>Aleksandr Kislov</u>  RUS	7493	P	763	764	765	840	666	870	723	941	575	586
			M	11.45	6.79	14.60	2.04	53.37	14.83	42.88	5.10	49.10	4:55.48
			W	+0.1	+0.5				+0.8				
16	<u>Romain Martin</u>  FRA	7482	P	812	778	654	731	815	856	627	790	722	697
			M	11.22	6.85	12.78	1.92	49.99	14.95	38.13	4.60	58.97	4:37.42
			W	+0.2	-0.5				+0.8				
17	<u>Krzysztof Plaskota</u>  POL	7398	P	806	816	738	731	749	864	765	617	687	625
			M	11.25	7.01	14.15	1.92	51.46	14.88	44.91	4.00	56.63	4:48.88
			W	+0.1	+0.0				+0.7				
18	<u>Anatoli Koshar</u>  BLR	7363	P	740	764	712	785	764	825	734	731	635	673
			M	11.56	6.79	13.74	1.98	51.11	15.20	43.39	4.40	53.16	4:41.18
			W	+0.5	-0.5				+0.8				
19	<u>Pavel Baar</u>  CZE	7342	P	832	769	657	705	818	845	578	790	701	647
			M	11.13	6.81	12.84	1.89	49.92	15.04	35.70	4.60	57.55	4:45.37
			W	+0.2	-0.5				+0.8				
20	<u>Mikk-Mihkel Arro</u>  EST	7325	P	836	797	725	627	726	859	695	819	699	542
			M	11.11	6.93	13.95	1.80	51.96	14.92	41.51	4.70	57.44	5:03.17
			W	+0.1	-0.5				+0.8				
21	<u>Adam Nejedlý</u>  CZE	7246	P	812	792	640	758	825	890	575	760	553	641
			M	11.22	6.91	12.55	1.95	49.78	14.67	35.57	4.50	47.61	4:46.33
			W	+0.1	+0.2				+0.7				
22	<u>Pawel Wiesiolek</u>  POL	7234	P	780	762	675	813	794	820	559	645	699	687
			M	11.37	6.78	13.13	2.01	50.45	15.25	34.79	4.10	57.42	4:38.86
			W	+0.2	+0.7				+0.1				
23	<u>David Sazima</u>  CZE	7147	P	778	797	504	785	767	828	515	849	698	626
			M	11.38	6.93	10.31	1.98	51.04	15.18	32.57	4.80	57.37	4:48.78
			W	+1.2	+0.0				+0.1				
24	<u>Vasyl Ivanytskyi</u>  UKR	7137	P	874	967	559	840	827	795	527	590	558	600
			M	10.94	7.63	11.21	2.04	49.73	15.46	33.16	3.90	47.93	4:53.08
			W	+0.2	-0.8				+0.1				
25	<u>Mark Tymchenko</u>  UKR	7136	P	746	755	673	705	824	745	655	673	642	718
			M	11.53	6.75	13.10	1.89	49.80	15.89	39.53	4.20	53.60	4:34.10
			W	+0.5	-0.6				+0.8				
26	<u>Kaarel Jõeväli</u>  EST	7064	P	858	886	617	785	786	718	524	731	613	546
			M	11.01	7.30	12.18	1.98	50.63	16.13	33.01	4.40	51.67	5:02.44
			W	+1.2	-0.7				+0.1				
27	<u>Thomas Barrineau</u>  FIN	7052	P	771	628	622	705	841	809	571	760	604	741
			M	11.41	6.19	12.25	1.89	49.44	15.34	35.38	4.50	51.04	4:30.57
			W	+0.2	-0.3				+0.8				
28	<u>Otto Ylöstalo</u>  FIN	6928	P	738	725	656	679	741	719	528	760	686	696
			M	11.57	6.62	12.81	1.86	51.64	16.12	33.19	4.50	56.56	4:37.48
			W	+0.5	+0.1				+0.1				
29	<u>Petri Lemmetyinen</u>  FIN	6694	P	725	743	676	627	698	825	537	731	561	571
			M	11.63	6.70	13.15	1.80	52.62	15.20	33.64	4.40	48.14	4:58.08
			W	+1.2	-0.3				+0.8				
30	<u>Oleksandr Palamarchuk</u>  UKR	6664	P	769	876	711	758	695	835	615	535	534	336
			M	11.42	7.26	13.71	1.95	52.68	15.12	37.56	3.70	46.29	5:43.27
			W	+1.2	-0.4				+0.8				

31	<u>Dawid Pyra</u>  POL	6288	P	755	746	684	731	762	825	621	0	575	589
			M	11.49	6.71	13.28	1.92	51.15	15.20	37.83	NM	49.09	4:54.96
			W	+1.2	+0.2				+0.8				
32	<u>Florian Geffrouais</u>  FRA	5908	P	830	797	749	758	878	862	742	0	292	0
			M	11.14	6.93	14.33	1.95	48.65	14.90	43.77	NM	29.50	DNF
			W	+0.1	-0.1				+0.8				

European Cup Combined Events 2nd League

[02-07-2011 / 03-07-2011]

Ribeira Brava  POR

Heptathlon


Standings after Event 7 3 July 2011

















Legend

P = Points

M = Mark

W = Wind m/s

Pos	Athlete Country	Points		100 Metres Hurdles	High Jump	Shot Put	200 Metres	Long Jump	Javelin Throw	800 Metres
1	<u>Anna Bogdanova</u>  RUS	6225	P	1036	1067	769	860	972	634	887
			M	13.60	1.87	13.63	25.29	6.39	38.26	2:15.39
			W	+0.4			+1.0	+0.4		
2	<u>Lyudmyla Yosypenko</u>  UKR	5984	P	1010	953	719	906	786	729	881
			M	13.78	1.78	12.87	24.79	5.79	43.19	2:15.85
			W	+0.4			-0.2	-1.6		
3	<u>Remona Fransen</u>  NED	5965	P	953	953	740	904	825	642	948
			M	14.18	1.78	13.19	24.81	5.92	38.67	2:11.16
			W	+0.1			+0.6	-0.5		
4	<u>Aleksandra Butvina</u>  RUS	5948	P	938	879	804	907	853	622	945
			M	14.29	1.72	14.15	24.78	6.01	37.63	2:11.38
			W	+0.2			+0.6	+0.7		
5	<u>Alina Fedorova</u>  UKR	5881	P	949	991	827	854	813	610	837
			M	14.21	1.81	14.50	25.36	5.88	37.01	2:19.02
			W	+0.2			+0.1	-0.7		
6	<u>Blandine Maisonnier</u>  FRA	5814	P	976	916	666	889	865	626	876
			M	14.02	1.75	12.07	24.98	6.05	37.85	2:16.16
			W	+0.1			-0.2	+1.3		
7	<u>Inna Ahkozova</u>  UKR	5735	P	898	879	655	865	927	623	888
			M	14.58	1.72	11.91	25.24	6.25	37.69	2:15.34
			W	+0.1			+0.6	+1.6		
8	<u>Marisa De Aniceto</u>  FRA	5696	P	961	879	654	806	674	875	847
			M	14.12	1.72	11.89	25.90	5.41	50.75	2:18.27
			W	+0.2			+0.1	-0.3		
9	<u>Yana Panteleeva</u>  RUS	5643	P	938	879	692	809	768	686	871
			M	14.29	1.72	12.47	25.86	5.73	41.00	2:16.56
			W	+0.4			-0.2	+1.6		
10	<u>Marina Goncharova</u>  RUS	5615	P	886	806	751	817	798	653	904
			M	14.67	1.66	13.35	25.78	5.83	39.23	2:14.21
			W	+0.1			+0.1	+0.8		
11	<u>Jolanda Keizer</u>  NED	5609	P	906	806	733	799	715	779	871
			M	14.52	1.66	13.08	25.98	5.55	45.79	2:16.56
			W	+0.2			+0.1	-0.9		
12	<u>Jana Korešová</u>  CZE	5564	P	1017	771	561	897	871	583	864
			M	13.73	1.63	10.48	24.89	6.07	35.57	2:17.02
			W	+0.4			+0.6	-0.6		
13	<u>Veera Baranova</u>  EST	5551	P	963	916	497	841	887	580	867
			M	14.11	1.75	9.50	25.50	6.12	35.45	2:16.85
			W	+0.4			+0.1	-1.3		
14	<u>Sofía Ifadídou</u>  GRE	5541	P	943	806	686	750	717	935	704
			M	14.25	1.66	12.38	26.55	5.56	53.85	2:29.14
			W	+0.4			-0.2	+0.6		
15	<u>Anastasiya Mokhnyuk</u>  UKR	5496	P	946	916	649	799	927	474	785
			M	14.23	1.75	11.81	25.98	6.25	29.84	2:22.85
			W	+0.4			+1.0	+0.6		

16	<u>Louise Wood</u>  GBR	5484	P	1068	736	639	944	700	587	810
			M	13.38	1.60	11.66	24.39	5.50	35.82	2:20.97
			W	+0.4			+0.6	+0.2		
17	<u>Aurèlie Chaboudez</u>  FRA	5482	P	912	771	633	858	774	637	897
			M	14.48	1.63	11.57	25.32	5.75	38.42	2:14.67
			W	+0.4			+1.0	+1.9		
18	<u>Grace Clements</u>  GBR	5437	P	863	806	713	716	753	724	862
			M	14.84	1.66	12.79	26.95	5.68	42.94	2:17.23
			W	+0.2			+1.0	-0.1		
19	<u>Linda Treiel</u>  EST	5389	P	765	953	825	694	674	781	697
			M	15.59	1.78	14.47	27.22	5.41	45.90	2:29.64
			W	+0.2			-0.2	-0.7		
20	<u>Myrte Goor</u>  NED	5310	P	886	771	715	889	677	497	875
			M	14.67	1.63	12.81	24.98	5.42	31.06	2:16.27
			W	+0.4			-0.2	+0.2		
21	<u>Lucie Ondraschková</u>  CZE	5239	P	876	736	571	805	798	583	870
			M	14.74	1.60	10.64	25.91	5.83	35.59	2:16.63
			W	+0.1			-0.2	+1.0		
22	<u>Moonika Kallas</u>  EST	5222	P	883	736	700	829	768	592	714
			M	14.69	1.60	12.58	25.64	5.73	36.06	2:28.33
			W	+0.1			+0.6	+1.2		
23	<u>Dominique Blaize</u>  GBR	5174	P	920	806	676	926	777	396	673
			M	14.42	1.66	12.22	24.58	5.76	25.72	2:31.56
			W	+0.1			-0.2	-2.1		
24	<u>Gemma Weetman</u>  GBR	5085	P	879	736	607	812	715	493	843
			M	14.72	1.60	11.18	25.83	5.55	30.87	2:18.56
			W	+0.4			+0.1	-1.8		
25	<u>Efthimía Kolokithá</u>  GRE	5035	P	862	736	515	891	765	464	802
			M	14.85	1.60	9.78	24.95	5.72	29.35	2:21.57
			W	+0.1			+0.6	-1.5		
26	<u>Eléni Tzika</u>  GRE	4932	P	660	701	735	800	680	629	727
			M	16.45	1.57	13.12	25.97	5.43	38.01	2:27.28
			W	+0.4			+1.0	-1.9		
27	<u>Alena Galertová</u>  CZE	4809	P	813	666	581	702	654	705	688
			M	15.22	1.54	10.78	27.12	5.34	41.97	2:30.38
			W	+0.2			+0.1	-0.1		
28	<u>Nicole Berghouwer</u>  NED	4761	P	774	701	637	768	540	569	772
			M	15.52	1.57	11.63	26.34	4.93	34.88	2:23.88
			W	+0.4			+1.0	-0.2		
29	<u>Katerina Vodova</u>  CZE	4687	P	729	771	578	704	631	565	709
			M	15.88	1.63	10.74	27.09	5.26	34.66	2:28.76
			W	+0.4			+1.0	+0.1		
	<u>Iríni Daniíl</u>  GRE	DNF	P	828	632	434	0			
			M	15.10	1.51	8.54	DNF			
			W	+0.2			+0.1			
	<u>Yasmina Omrani</u>  FRA	DNF	P	957	879	725	867	0	594	
			M	14.15	1.72	12.97	25.22	NM	36.16	
			W	+0.4			+0.6			