


European Junior Championships

[23-07-2011 / 24-07-2011]

Tallinn, EST 

Decathlon

Standings after Event 10













24 July 2011

Legend

P = Points


M = Mark

W = Wind m/s

Pos	Athlete Country	Points		100 Metres	Long Jump	Shot Put	High J	400 Metres	110 Metres Hurdles	Discus Throw	Pole Vault	Javelin Throw	1500 Metres
1	MAYER, Kevin  FRA	8124	P	774	940	768	840	842	963	685	849	687	776
			M	11.40	7.52	14.65	2.04	49.41	14.09	41.00	4.80	56.60	4:25.23
			W	-1.7	+1.8	PB	SB		+0.7	PB			
2	BRUGGER, Matthias  GER	7853	P	780	898	772	813	803	903	765	790	611	718
			M	11.37	7.35	14.71	2.01	50.25	14.56	44.91	4.60	51.52	4:34.10
			W	-1.7	+1.3	PB	SB		-0.4	SB		PB	
3	HOCK, Johannes  GER	7806	P	825	862	870	705	797	917	816	731	642	641
			M	11.16	7.20	16.31	1.89	50.39	14.45	47.37	4.40	53.57	4:46.39
			W	-1.3	+2.4	PB	=PB		-0.4	PB			PB
4	JACOBS, Mark  NED	7725	P	865	910	654	758	849	891	742	760	638	658
			M	10.98	7.40	12.79	1.95	49.27	14.66	43.81	4.50	53.36	4:43.49
			W	-1.3	+3.0			PB	+0.7	PB	PB	PB	PB
5	KREGERS, Reinis  LAT	7639	P	793	790	793	840	738	767	775	790	731	622
			M	11.31	6.90	15.05	2.04	51.70	15.70	45.41	4.60	59.54	4:49.50
			W	-0.1	+0.0	PB	PB	PB	-0.1	PB	PB	PB	PB
6	KLINK, Steffen  GER	7623	P	778	828	735	813	748	894	764	731	706	626
			M	11.38	7.06	14.11	2.01	51.48	14.64	44.84	4.40	57.88	4:48.85
			W	-1.3	+2.7			PB	-0.4	PB		PB	
7	ROE, Martin  NOR	7618	P	836	838	784	679	829	792	806	645	775	634
			M	11.11	7.10	14.91	1.86	49.69	15.48	46.91	4.10	62.46	4:47.55
			W	-1.3	+1.8		=PB	PB	-0.1		=PB		PB
8	SALURI, Karl-Robert  EST	7453	P	838	874	741	653	826	782	597	760	638	744
			M	11.10	7.25	14.21	1.83	49.75	15.57	36.65	4.50	53.32	4:30.12
			W	-1.3	+0.9	PB	PB	PB	-0.1		PB	PB	PB
9	HASSI, Juuso  FIN	7400	P	763	734	701	653	833	867	786	731	707	625
			M	11.45	6.66	13.56	1.83	49.60	14.86	45.95	4.40	57.95	4:48.97
			W	-1.7	+2.6	PB	PB	PB	+0.7	PB	=PB		
10	RUDNEV, Pavel  RUS	7395	P	830	835	640	813	815	903	613	760	509	677
			M	11.14	7.09	12.55	2.01	50.00	14.56	37.43	4.50	44.61	4:40.60
			W	-1.3	+1.0			=PB	-0.4				PB
11	PITOMILS, Nils  BEL	7369	P	728	769	678	679	746	843	748	790	713	675
			M	11.62	6.81	13.18	1.86	51.52	15.05	44.09	4.60	58.35	4:40.82
			W	-0.1	+2.4				-0.1		=PB	PB	
12	KOPEYKIN, Alexander  RUS	7241	P	797	891	713	758	700	830	650	760	649	493
			M	11.29	7.32	13.75	1.95	52.58	15.16	39.26	4.50	54.05	5:11.93
			W	-1.3	+1.1		PB		-0.4		=PB	PB	

European Junior Championships

[21-07-2011 / 22-07-2011]

Tallinn, EST 

Heptathlon

Standings after Event 7

22 July 2011




Legend

P = Points

M = Mark

W = Wind m/s

Pos	Athlete Country	Points		100 Metres Hurdles	High Jump	Shot Put	200 Metres	Long Jump	Javelin Throw	800 Metres
1	SCHIPPERS, Dafne  NED	6153	P	1084	771	759	1088	997	663	791
			M	13.27	1.63	13.47	22.91	6.47	39.76	2:22.40
			W	+0.3		-0.7	-0.4	-0.8		
2	GAMBETTA, Sara  GER	6108	P	862	991	843	912	912	828	760
			M	14.85	1.81	14.74	24.73	6.20	48.36	2:24.74
			PB	W	-0.6	SB		-0.4	-1.9	
3	IKAUNIECE, Laura  LAT	6063	P	983	953	667	893	819	874	874
			M	13.97	1.78	12.09	24.93	5.90	50.70	2:16.31
			PB	W	+0.3	SB		-1.1	-1.9	
4	UDELHOVEN, Tilia  GER	6000	P	945	916	633	921	930	797	858
			M	14.24	1.75	11.58	24.63	6.26	46.73	2:17.50
			PB	W	+0.3	PB		-0.4	-1.0	PB
5	KIFFE, Christina  GER	5793	P	995	991	702	817	792	746	750
			M	13.88	1.81	12.62	25.77	5.81	44.10	2:25.50
			PB	W	+0.3	PB		-1.1	-0.8	
6	JOHNSON- THOMPSON, Katarina  GBR	5787	P	977	1029	548	957	865	574	837
			M	14.01	1.84	10.29	24.25	6.05	35.11	2:19.03
			PB	W	+0.3	PB		-0.4	-0.6	
7	KRIZSÁN, Xénia  HUN	5718	P	879	916	677	795	822	781	848
			M	14.72	1.75	12.24	26.03	5.91	45.93	2:18.19
			W	-0.7			-1.1	-0.7		PB
8	JAKOB, Elodie  SUI	5657	P	1007	806	569	841	759	801	874
			M	13.80	1.66	10.60	25.51	5.70	46.93	2:16.34
			PB	W	+0.3			-1.1	-1.6	PB
9	MAYER, Tania  SUI	5480	P	939	771	696	946	720	634	774
			M	14.28	1.63	12.52	24.36	5.57	38.28	2:23.70
			PB	W	-0.7	PB		-0.4	-1.1	
10	DADIC, Ivona  AUT	5455	P	858	806	535	962	762	614	918
			M	14.88	1.66	10.08	24.20	5.71	37.22	2:13.22
			PB	W	-0.6	PB		-0.4	-3.0	PB
11	NOVOZHENKOVA, Mariia  RUS	5329	P	847	806	609	853	741	612	861
			M	14.96	1.66	11.21	25.37	5.64	37.13	2:17.24
			W	-0.7		PB	-0.4	-0.2	PB	
12	JERNBECK, Therese  SWE	5324	P	834	806	714	849	640	681	800
			M	15.06	1.66	12.80	25.42	5.29	40.72	2:21.75

		PB	W	-0.6 PB	PB	PB	-1.1	-0.9 PB	PB	
13	<u>LE JOLY, Camille</u>	5311	P	905	806	539	840	765	559	897
	 FRA		M	14.53	1.66	10.15	25.52	5.72	34.34	2:14.73
			W	-0.7 PB			-1.1 SB	-2.3		
14	<u>SÄILY, Tiina</u>	5255	P	943	806	589	770	709	638	800
	 FIN		M	14.25	1.66	10.91	26.31	5.53	38.46	2:21.75
		PB	W	-0.7 PB			-1.3 PB	-1.5 PB		
15	<u>RABTSEVICH, Aliona</u>	5212	P	901	771	658	767	777	532	806
	 BLR		M	14.56	1.63	11.96	26.35	5.76	32.92	2:21.32
			W	+0.3			-1.1	-0.2		
16	<u>ZOPHONÍASDÓTTIR, Sveinbjörg</u>	5158	P	767	842	668	792	822	498	769
	 ISL		M	15.58	1.69	12.10	26.06	5.91	31.12	2:24.07
		PB	W	-0.6 PB	PB	PB	-1.3	-0.7		PB
17	<u>PALOSAARI, Henna</u>	5089	P	884	806	591	749	657	604	798
	 FIN		M	14.68	1.66	10.94	26.56	5.35	36.70	2:21.87
			W	-0.7			-1.3	-0.7	PB	
18	<u>THORSÅS, Frida</u>	5071	P	827	771	648	754	674	529	868
	 NOR		M	15.11	1.63	11.80	26.50	5.41	32.76	2:16.74
			W	-0.6		PB	-1.1	-0.3		
19	<u>ADAY, Pinar</u>	4963	P	942	916	451	731	691	495	737
	 TUR		M	14.26	1.75	8.79	26.77	5.47	30.98	2:26.56
			W	+0.3 SB			-1.3 PB	+0.5		
20	<u>PRANCKUTE, Diana</u>	4611	P	765	842	625	617	532	639	591
	 LTU		M	15.59	1.69	11.45	28.17	4.90	38.55	2:38.44
			W	-0.7			-1.3	-1.8		
-	<u>BEN-ARTZI, Tal</u>	DNF	P	858	842	479	841	637	0	DNS
	 ISR		M	14.88	1.69	9.22	25.51	5.28	NM	
			W	-0.6 PB		PB	-1.3	-1.0		
-	<u>KAUNISSAAR, Terje</u>	DNF	P	376	0	0	DNS	-	-	-
	 EST		M	19.15	NM	NM				
			W	-0.6						
-	<u>VETTER, Anouk</u>	DNF	P	864	879	729	885	DNS	DNS	-
	 NED		M	14.83	1.72	13.02	25.02			
			W	-0.7		PB	-0.4			