

# World Youth Chasmpionships

[5-07-2011 / 6-07-2011]

Lille   FRA

Octathlon

Standings after Event 8















6 July 2011



Legend

P = Points

M = Mark

W = Wind m/s

Pos	Athlete Country	Points		100 Metres	Long Jump	Shot Put	400 Metres	110 Metres Hurdles	High Jump	Javelin Throw	1000 Metres
1	<u>Jake Stein</u>  AUS	6491 WY	P	748	866	927	755	942	785	733	735
			M	11.52	7.22	17.22	51.32	14.25	1.98	59.65	2:52.93
			W	-0.5	+1.2			-1.0			
2	<u>Fredrick Ekholm</u>  SWE	6127 PB	P	750	814	715	787	931	840	520	770
			M	11.51	7.00	13.78	50.60	14.34	2.04	45.31	2:49.60
			W	-2.4	+1.2			-1.0			
3	<u>Felipe dos Santos</u>  BRA	5966 PB	P	804	736	758	805	845	602	591	825
			M	11.26	6.67	14.48	50.20	15.04	1.77	50.13	2:44.38
			W	-1.9	-2.0			-2.8			
4	<u>Evgeniy Likhanov</u>  RUS	5943 PB	P	765	925	720	733	735	731	580	754
			M	11.44	7.46	13.86	51.81	15.98	1.92	49.39	2:51.06
			W	+0.1	+0.7			-1.4			
5	<u>Aleksi Tuononen</u>  FIN	5925 PB	P	761	673	811	737	922	577	683	761
			M	11.46	6.39	15.35	51.73	14.41	1.74	56.33	2:50.43
			W	-0.5	-0.1			-1.0			
6	<u>Taavi Tšernjavski</u>  EST	5909 PB	P	691	700	850	767	740	705	709	747
			M	11.80	6.51	15.98	51.05	15.94	1.89	58.10	2:51.82
			W	-0.5	+1.6			-1.4			
7	<u>Jiri Šýkora</u>  CZE	5823 PB	P	744	760	757	760	840	705	599	658
			M	11.54	6.77	14.46	51.20	15.08	1.89	50.70	3:00.68
			W	-2.4	+1.0			-2.8			
8	<u>Axel Martin</u>  FRA	5735 PB	P	703	823	653	669	791	813	570	713
			M	11.74	7.04	12.77	53.29	15.49	2.01	48.74	2:55.06
			W	+0.1	-0.1			-1.5			
9	<u>Pierre Joseph-Parfaite</u>  FRA	5717 PB	P	740	679	656	811	891	705	407	828
			M	11.56	6.42	12.81	50.07	14.66	1.89	37.57	2:44.13
			W	+0.1	+1.8			-1.5			
10	<u>Marko Milovanovic</u>  SRB	5690 PB	P	689	802	647	786	868	653	399	846
			M	11.81	6.95	12.66	50.63	14.85	1.83	37.00	2:42.51
			W	-2.4	+0.5			-1.0			
11	<u>Lloyd Greeff</u>  RSA	5623 PB	P	750	785	751	619	859	731	549	579
			M	11.51	6.88	14.37	54.49	14.92	1.92	47.32	3:08.99
			W	+0.1	+0.5			-1.4			
12	<u>Andreas Meyer</u>  AUT	5616 PB	P	784	739	612	775	760	577	558	811
			M	11.35	6.68	12.10	50.86	15.76	1.74	47.92	2:45.75
			W	-0.5	-0.1			-2.8			
13	<u>Carlos Burlando</u>  VEN	5573 PB	P	728	746	618	737	822	552	646	724
			M	11.62	6.71	12.19	51.71	15.23	1.71	53.85	2:54.06
			W	+0.1	+2.2			-1.5			
14	<u>Ottó Tamási</u>  HUN	5541 PB	P	789	769	641	822	873	480	367	800
			M	11.33	6.81	12.57	49.83	14.81	1.62	34.80	2:46.74
			W	-1.9	-1.6			-1.4			
15	<u>Daley Carter</u>  BAR	5525 PB	P	791	697	692	671	922	679	477	596
			M	11.32	6.50	13.41	53.26	14.41	1.86	42.43	3:07.17

			W	+0.1	-1.7			-1.5			
16	<u>Uladzimir Bialiuk</u>  BLR	<b>5491</b> <b>PB</b>	P	677	748	747	709	790	627	496	697
			M	11.87	6.72	14.31	52.36	15.50	1.80	43.72	2:56.68
			W	-0.5	+0.4			-2.8			
17	<u>Leonid Khomich</u>  RUS	<b>5450</b> <b>PB</b>	P	786	720	692	676	784	705	377	710
			M	11.34	6.60	13.41	53.12	15.55	1.89	35.47	2:55.37
			W	+0.1	+2.1			-1.5			
18	<u>Raphael Holdener</u>  SUI	<b>5404</b> <b>PB</b>	P	761	617	546	734	960	577	446	763
			M	11.46	6.14	11.01	51.79	14.11	1.74	40.25	2:50.28
			W	-1.9	+0.1			-1.0			
19	<u>Bence Füredi</u>  HUN	<b>5198</b> <b>PB</b>	P	685	675	618	732	775	528	395	790
			M	11.83	6.40	12.19	51.84	15.63	1.68	36.73	2:47.67
			W	-2.4	+0.9			-1.4			
20	<u>Andrea Ramaglia</u>  ITA	<b>5126</b> <b>PB</b>	P	697	682	591	761	743	528	344	780
			M	11.77	6.43	11.74	51.17	15.91	1.68	33.18	2:48.60
			W	-2.4	-0.1			-2.8			
21	<u>Vincenzo Vigliotti</u>  ITA	<b>4393</b> <b>PB</b>	P	786	720	525	816	0	653	246	647
			M	11.34	6.60	10.66	49.96	DQ	1.83	26.21	3:01.76
			W	-1.9	-0.1			-2.8			
22	<u>Felix Schmid</u>  AUT	<b>3997</b> <b>PB</b>	P	730	774	628	776	0	577	512	0
			M	11.61	6.83	12.36	50.84	DQ	1.74	44.77	DNF
			W	-2.4	+2.5			-2.8			
	<u>Vadym Adamchuk</u>  UKR	<b>DNF</b>	P	717	776	827					
			M	11.67	6.84	15.60					
			W	-0.5	+0.7						
	<u>Jan Schenk</u>  GER	<b>DNF</b>	P	795	767	777	782	847			
			M	11.30	6.80	14.80	50.72	15.02			
			W	-1.9	+2.9			-1.4			
	<u>Abdel Kader Larrinaga</u>  CUB	<b>DNF</b>	P	713	720	837	691	0	868	571	
			M	11.69	6.60	15.77	52.77	DQ	2.07	48.81	
			W	-2.4	-1.3			-1.0			
	<u>Janis Barkans</u>  LAT	<b>DNF</b>	P	685	702	592	686	679			
			M	11.83	6.52	11.77	52.90	16.49			
			W	-0.5	+0.3			-1.4			
	<u>Keiso Pedriks</u>  EST	<b>DNF</b>	P	759	755	572	753	0			
			M	11.47	6.75	11.44	51.35	DNF			
			W	-1.9	-1.2			-1.0			
	<u>Benjamin Gföhler</u>  SUI	<b>DNF</b>	P	728	713	760	715				
			M	11.62	6.57	14.51	52.23				
			W	-1.9	+0.0						

# World Youth Chasmpionships

[5-07-2011 / 6-07-2011]

Lille  FRA

Heptathlon

Standings after Event 7

08 July 2011

Legend

P = Points

M = Mark

W = Wind m/s

Pos	Athlete Country	Points		100 Metres Hurdles	High Jump	Shot Put	200 Metres	Long Jump	Javelin Throw	800 Metres
1	<u>Yusleidys Mendieta</u>  CUB	5697	P	971	953	665	921	816	742	629
		WYL	M	14.05	1.78	12.06	24.63	5.89	43.88	2:35.23
			W	-0.7			+0.2	-1.4		
2	<u>Yorgelis Rodríguez</u>  CUB	5671	P	907	916	698	909	792	688	761
		PB	M	14.51	1.75	12.56	24.76	5.81	41.06	2:24.67
			W	-0.7			+0.2	+0.1		
3	<u>Marjolein Lindemans</u>  BEL	5532	P	998	1029	547	859	856	548	695
		PB	M	13.86	1.84	10.27	25.30	6.02	33.74	2:29.81
			W	+0.0			-1.0	+0.3		
4	<u>Nafissatou Thiam</u>  BEL	5366	P	907	991	661	691	741	747	628
		PB	M	14.51	1.81	12.00	27.25	5.64	44.16	2:35.26
			W	-0.7			-1.0	+1.1		
5	<u>Elise Malmberg</u>  SWE	5335	P	967	842	544	915	840	422	805
		PB	M	14.08	1.69	10.22	24.70	5.97	27.13	2:21.34
			W	-0.7			+0.2	+0.6		
6	<u>Frida Thorsø</u>  NOR	5305	P	906	806	625	763	700	593	912
		PB	M	14.52	1.66	11.45	26.39	5.50	36.10	2:13.66
			W	-2.0			-1.9	+1.1		
7	<u>Annika Görtz</u>  GER	5304	P	892	842	664	823	801	481	801
		PB	M	14.62	1.69	12.05	25.71	5.84	30.21	2:21.64
			W	-2.0			+0.2	+0.2		
8	<u>Sofia Linde</u>  SWE	5298	P	966	879	608	809	738	538	760
		PB	M	14.09	1.72	11.19	25.86	5.63	33.25	2:24.77
			W	+0.0			-1.9	+0.9		
9	<u>Jazmin Sawyers</u>  GBR	5296	P	997	879	534	865	880	439	702
		PB	M	13.87	1.72	10.07	25.24	6.10	28.02	2:29.30
			W	+0.0			-1.9	+0.0		
10	<u>Melissa-Maree Farrington</u>  AUS	5109	P	985	771	491	808	762	573	719
		PB	M	13.95	1.63	9.41	25.88	5.71	35.08	2:27.90
			W	+0.0			-0.4	+1.1		
11	<u>Kendell Williams</u>  USA	5101	P	1015	879	515	880	792	289	731
		PB	M	13.74	1.72	9.78	25.07	5.81	19.98	2:26.99
			W	+0.0			+0.2	+0.2		
12	<u>Georgia Ellenwood</u>  CAN	4952	P	914	771	443	823	671	554	776
		PB	M	14.46	1.63	8.67	25.71	5.40	34.07	2:23.56
			W	-2.0			-0.4	-1.2		
13	<u>Pavlna Brezinová</u>  CZE	4911	P	907	879	590	744	651	359	781
		PB	M	14.51	1.72	10.92	26.62	5.33	23.74	2:23.15
			W	-0.7			-2.7	+1.1		
14	<u>Tereza Vytlačilová</u>  CZE	4898	P	818	599	587	726	626	786	756
		PB	M	15.18	1.48	10.88	26.83	5.24	46.16	2:25.10
			W	-1.5			-1.9	+0.3		
15	<u>Georgiana-Melania Legman</u>  ROU	4848	P	838	842	560	704	603	553	748
		PB	M	15.03	1.69	10.46	27.10	5.16	34.01	2:25.65
			W	-2.0			-1.0	+0.8		
16	<u>Rafaela Vitorino</u>	4836	P	903	736	503	775	663	471	785

	 POR	<b>PB</b>	M	14.54	1.60	9.60	26.25	5.37	29.72	2:22.86
			W	+0.0			-2.7	+0.1		
17	<u>Zsannett Kruzsai</u>	<b>4816</b>	P	868	806	479	769	735	499	660
	 HUN	<b>PB</b>	M	14.80	1.66	9.22	26.32	5.62	31.19	2:32.67
			W	-0.7			-1.9	+1.2		
18	<u>Anne Engen Andersen</u>	<b>4797</b>	P	835	842	500	777	683	539	621
	 NOR	<b>PB</b>	M	15.05	1.69	9.55	26.23	5.44	33.31	2:35.90
			W	-1.5			-1.0	+1.4		
19	<u>Patricia Ortega</u>	<b>4784</b>	P	910	701	490	792	648	506	737
	 ESP	<b>PB</b>	M	14.49	1.57	9.39	26.06	5.32	31.56	2:26.53
			W	-0.7			-0.4	+0.9		
20	<u>Lucia Mokrošová</u>	<b>4759</b>	P	884	842	497	828	694	414	600
	 SVK	<b>PB</b>	M	14.68	1.69	9.51	25.65	5.48	26.69	2:37.68
			W	-0.7			-1.9	-0.5		
21	<u>Eva Vivod</u>	<b>4698</b>	P	840	599	534	713	598	799	615
	 SLO	<b>PB</b>	M	15.01	1.48	10.07	26.98	5.14	46.83	2:36.42
			W	-0.7			-2.7	-0.5		
22	<u>Arna Gudmundsdóttir</u>	<b>4653</b>	P	851	736	524	874	91	683	894
	 ISL	<b>PB</b>	M	14.93	1.60	9.92	25.14	2.90	40.84	2:14.88
			W	-1.5			+0.2	+1.1		
23	<u>Verena Preiner</u>	<b>4650</b>	P	832	566	525	762	595	527	843
	 AUT	<b>PB</b>	M	15.07	1.45	9.93	26.41	5.13	32.66	2:18.57
			W	-1.5			-1.9	+1.8		
24	<u>Mara Padernal</u>	<b>4639</b>	P	863	736	645	686	671	507	531
	 GRE	<b>PB</b>	M	14.84	1.60	11.76	27.31	5.40	31.59	2:43.75
			W	-0.7			-1.0	+2.5		
25	<u>Sofie Albrechtsen</u>	<b>4576</b>	P	802	842	546	729	612	332	713
	 DEN	<b>PB</b>	M	15.30	1.69	10.25	26.80	5.19	22.30	2:28.42
			W	-2.0			-2.7	+0.1		
26	<u>Nóra Huszka</u>	<b>4477</b>	P	781	736	589	750	601	503	517
	 HUN	<b>PB</b>	M	15.47	1.60	10.90	26.55	5.15	31.38	2:45.03
			W	-1.5			-2.7	+0.4		
27	<u>Nuša Maver</u>	<b>4470</b>	P	811	736	495	742	508	565	613
	 SLO	<b>PB</b>	M	15.23	1.60	9.48	26.64	4.81	34.65	2:36.59
			W	-1.5			-2.7	+2.5		
28	<u>Chelsey Linton</u>	<b>4451</b>	P	814	701	503	785	663	422	563
	 DMA	<b>PB</b>	M	15.21	1.57	9.60	26.14	5.37	27.11	2:40.84
			W	-2.0			-0.4	+2.5		
29	<u>Juliana Zubkova</u>	<b>4406</b>	P	741	666	560	750	637	512	540
	 LAT	<b>PB</b>	M	15.78	1.54	10.46	26.55	5.28	31.85	2:42.90
			W	-2.0			-1.0	-0.9		
30	<u>Ana Margarida Oliveira</u>	<b>4388</b>	P	819	736	526	721	697	254	635
	 POR	<b>PB</b>	M	15.17	1.60	9.95	26.89	5.49	18.11	2:34.71
			W	-1.5			-2.7	+0.1		
31	<u>Coralie Arcuby</u>	<b>4176</b>	P	942	879	441	781	726	407	0
	 FRA	<b>PB</b>	M	14.26	1.72	8.64	26.19	5.59	26.29	DNF
			W	-0.7			-0.4	+1.3		
	<u>Niki Oudenaarden</u>	<b>DNF</b>	P	817	632	619	788			
	 CAN		M	15.19	1.51	11.36	26.11			
			W	-0.7			-0.4			
	<u>Krista Paula Zake</u>	<b>DNF</b>	P	811	666	464	701			
	 LAT		M	15.23	1.54	8.99	27.13			
			W	-0.7			-0.4			
	<u>Gleneve Grange</u>	<b>DNF</b>	P	668	736	668	802	631	510	
	 JAM		M	16.38	1.60	12.11	25.94	5.26	31.74	

W -0.7

-1.0 -0.9